SMART WEATHERPROOF BATTEN **SWP**

SERIES · SWP

APPLICATIONS

- Industrial Cold Rooms
- High-humidity Areas
- Rain-prone Areas
- Covered Car Parks

SWP Smart Weatherproof Batten Light

An IP65 polycarbonate batten with built-in microwave motion and daylight sensing. Lights group over a ZigBee mesh with no gateway, switch and dim automatically, and are set up with a hand-held remote.

5,016 lm
LUMINOUS FLUX

38 W
SYSTEM POWER

132 lm/W
EFFICACY

120°
PROJECTION ANGLE



INTEGRATED LED · NO TUBE REQUIRED
LED board is built into the sealed housing, so there's no T8 tube to buy, fit or replace.

IP65 · SMART



SERIES · SWP

COMMON SPECIFICATIONS

Shared across all wattages, lengths and colour temperatures

CRI	Ra > 80 / R9 > 0	**Input Power (AC)**	200–240 V 50/60 Hz
Power Factor	> 0.95 @ 240 V AC	**Working Temp.**	Ambient max. 50 °C
IP Rating	IP65	**Projection Angle**	120°
Housing Material	High-impact Polycarbonate (PC) Enclosure/Diffuser, 6063 Aluminum Plate & Silicone Gasket	**Light Source**	Built-in LED — T8 / T5 tubes not required
Lumen Tolerance	± 10 %	**Warranty**	2 years

SMART CONTROL FEATURES

Built-in sensors · ZigBee mesh · no gateway required

Microwave Motion Sensor
120° detection @ 6 m height

Infrared Daylight Sensor
0 – 2,000 lux

ZigBee Wireless Mesh
Network control between fittings

Easy Grouping
No gateway · max. 30 units per group

3-Level Control
On / off & dimming

Remote Control
Operating distance up to 10 m

LIGHT DISTRIBUTION

beam 118.9° (50 %)

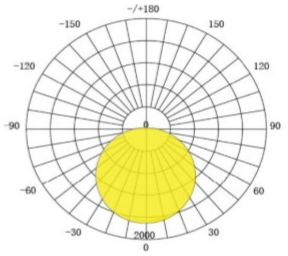

MODELS

One length × three colour temperatures · ± 10 % lumen tolerance

PART NO.	WATTAGE	COLOUR TEMP.	LUMENS	LM / W	INPUT / DRIVER	SIZE (L × W × H)	IN-RUSH (TYP.) Peak / duration at 50 % Ipeak	WEIGHT
SWP5000C	38 W	6500 K (Daylight)	5,016	132	240 V @ 160 mA	1,230 × 74 × 74	13.87 A / 255 µs	1,200 g
SWP5000N	38 W	4000 K (Natural)	5,016	132	240 V @ 160 mA	1,230 × 74 × 74	13.87 A / 255 µs	1,200 g
SWP5000W	38 W	3000 K (Warm)	4,636	122	240 V @ 160 mA	1,230 × 74 × 74	13.87 A / 255 µs	1,200 g

** ± 10 % Lux accuracy · Test environment @ 25 °C · Specifications subject to change without prior notice · Product images for illustration only.*

DIMENSIONAL DRAWING SWP5000 · 1,230 × 74 × 74 · Unit: mm

SWP5000 38 W **1,230 × 74 × 74**

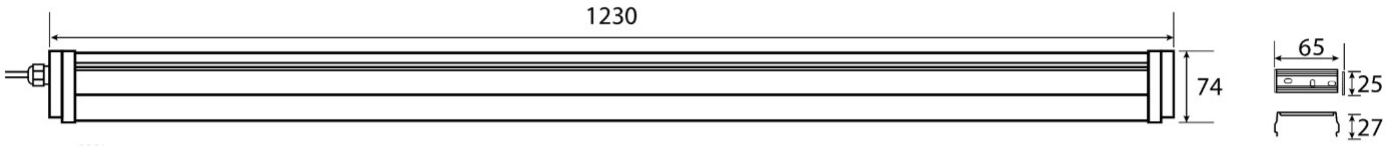

MOTION SENSOR Microwave motion sensor + infrared daylight sensor



A No Motion Detected

All lights are OFF.

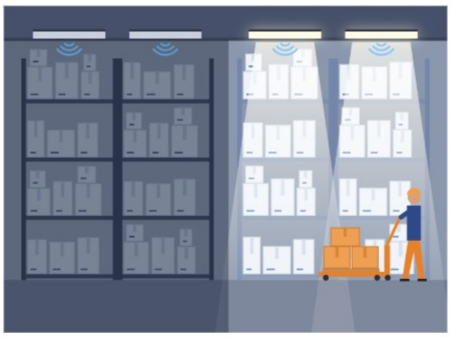

B Motion Detected

The selected group of lights is triggered ON.

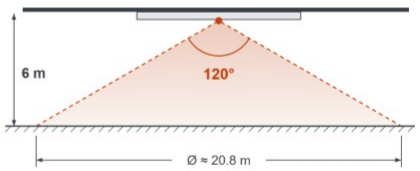

C Sensing Angle

120° detection cone at 6 m mounting height.

INSTALLATION Brackets supplied with every unit · isolate the supply before fixing

A Surface Mounting

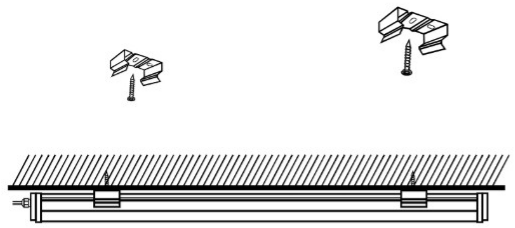

1. Secure the brackets to the ceiling.
2. Clip the housing onto the brackets.

B Chain Suspended Mounting (optional)

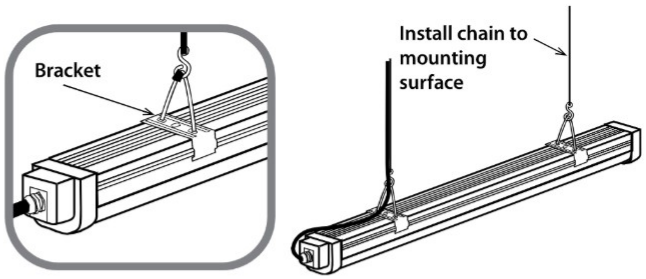

1. Clip the brackets to the housing.
2. Attach V-hooks to the brackets.
3. Attach the chain to the hooks and the mounting surface.

PACKING Outer carton · 9 pcs / carton · unit: mm / kg

SWP5000 Export carton · 9 pcs



CARTON L × W × H	QTY	NETT WT.	VOLUME
1,260 × 260 × 260	9 pcs	13.5 kg	0.085 m³

PALLET LOADING

Block pallet 1,300 × 1,100 mm · max load 1,700 mm

180 pcs / pallet

20 CTNS · 4 PER LAYER × 5 LAYERS

Load footprint	1,260 × 1,040 mm
Stack / with pallet	1,300 mm / 1,445 mm
Nett weight	270 kg
Volume	1.70 m³

** All dimensions in mm · Weights ± 5 % · Pallet plan assumes cartons laid flat and stretch-wrapped · Install with the supply isolated.*