LINEAR HIGHBAY LH

SERIES · LH

APPLICATIONS

- Warehouses
- Factories
- Shopping Malls
- Car Parks
- Indoor Sports Centres

LH Linear Highbay Light

A slim die-cast aluminium linear highbay at 140 lm/W, in three lengths from 110 W to 220 W and up to 30,000 lm. Choose an 18°, 60° or 90° lens to suit racking aisles, open floors or sports halls. Supplied with 1 m metal chain.

30,000 lm
LUMINOUS FLUX (5700K)

220 W
MAX. SYSTEM POWER

140 lm/W
PEAK EFFICACY

18 / 60 / 90 °
LENS OPTIONS



COMMON SPECIFICATIONS

Shared across all wattages, colour temperatures and lens angles

CRI	Ra > 80 / R9 > 0	**Input Power (AC)**	180–265 V 50/60 Hz (100–277 V optional)
Power Factor	> 0.9 @ 240 V AC	**Working Temp.**	Ambient max. 50 °C
Lens Angles	18° / 60° / 90°	**Housing Material**	Die-cast aluminium base (heatsink) & lens

MODELS

Three lengths × three colour temperatures × three lens angles

PART NO.	WATT	COLOUR TEMP.	LUMENS	LM/W	ANGLE	INPUT	L × W × H	WEIGHT
LH30000C-18	220 W	5700 K (Cool)	30,000	140	18°	240 V @ 916 mA	1,108 × 145 × 145	6,500 g
LH30000C-60	220 W	5700 K (Cool)	30,000	140	60°	240 V @ 916 mA	1,108 × 145 × 145	6,500 g
LH30000C-90	220 W	5700 K (Cool)	30,000	140	90°	240 V @ 916 mA	1,108 × 145 × 145	6,500 g
LH30000N-18	220 W	4000 K (Natural)	30,000	140	18°	240 V @ 916 mA	1,108 × 145 × 145	6,500 g
LH30000N-60	220 W	4000 K (Natural)	30,000	140	60°	240 V @ 916 mA	1,108 × 145 × 145	6,500 g
LH30000N-90	220 W	4000 K (Natural)	30,000	140	90°	240 V @ 916 mA	1,108 × 145 × 145	6,500 g
LH30000W-18	220 W	3000 K (Warm)	28,000	130	18°	240 V @ 916 mA	1,108 × 145 × 145	6,500 g
LH30000W-60	220 W	3000 K (Warm)	28,000	130	60°	240 V @ 916 mA	1,108 × 145 × 145	6,500 g
LH30000W-90	220 W	3000 K (Warm)	28,000	130	90°	240 V @ 916 mA	1,108 × 145 × 145	6,500 g
LH23000C-18	165 W	5700 K (Cool)	23,000	140	18°	240 V @ 687 mA	838 × 145 × 145	5,200 g
LH23000C-60	165 W	5700 K (Cool)	23,000	140	60°	240 V @ 687 mA	838 × 145 × 145	5,200 g
LH23000C-90	165 W	5700 K (Cool)	23,000	140	90°	240 V @ 687 mA	838 × 145 × 145	5,200 g
LH23000N-18	165 W	4000 K (Natural)	23,000	140	18°	240 V @ 687 mA	838 × 145 × 145	5,200 g
LH23000N-60	165 W	4000 K (Natural)	23,000	140	60°	240 V @ 687 mA	838 × 145 × 145	5,200 g
LH23000N-90	165 W	4000 K (Natural)	23,000	140	90°	240 V @ 687 mA	838 × 145 × 145	5,200 g
LH23000W-18	165 W	3000 K (Warm)	21,000	130	18°	240 V @ 687 mA	838 × 145 × 145	5,200 g
LH23000W-60	165 W	3000 K (Warm)	21,000	130	60°	240 V @ 687 mA	838 × 145 × 145	5,200 g
LH23000W-90	165 W	3000 K (Warm)	21,000	130	90°	240 V @ 687 mA	838 × 145 × 145	5,200 g
LH15000C-18	110 W	5700 K (Cool)	15,000	140	18°	240 V @ 458 mA	568 × 145 × 145	3,800 g
LH15000C-60	110 W	5700 K (Cool)	15,000	140	60°	240 V @ 458 mA	568 × 145 × 145	3,800 g
LH15000C-90	110 W	5700 K (Cool)	15,000	140	90°	240 V @ 458 mA	568 × 145 × 145	3,800 g
LH15000N-18	110 W	4000 K (Natural)	15,000	140	18°	240 V @ 458 mA	568 × 145 × 145	3,800 g
LH15000N-60	110 W	4000 K (Natural)	15,000	140	60°	240 V @ 458 mA	568 × 145 × 145	3,800 g
LH15000N-90	110 W	4000 K (Natural)	15,000	140	90°	240 V @ 458 mA	568 × 145 × 145	3,800 g
LH15000W-18	110 W	3000 K (Warm)	14,000	130	18°	240 V @ 458 mA	568 × 145 × 145	3,800 g
LH15000W-60	110 W	3000 K (Warm)	14,000	130	60°	240 V @ 458 mA	568 × 145 × 145	3,800 g
LH15000W-90	110 W	3000 K (Warm)	14,000	130	90°	240 V @ 458 mA	568 × 145 × 145	3,800 g

1 m metal chain included · Custom length available on special request

Warranty · **3 years**

** ± 10 % Lux accuracy · Test environment @ 25 °C · Specifications subject to change without prior notice · Product images for illustration only.*

INSTALLATIONS Warehouse & factory projects





DIMENSIONAL DRAWINGS Unit: mm · end view 110 × 145 (all models)

LH30000

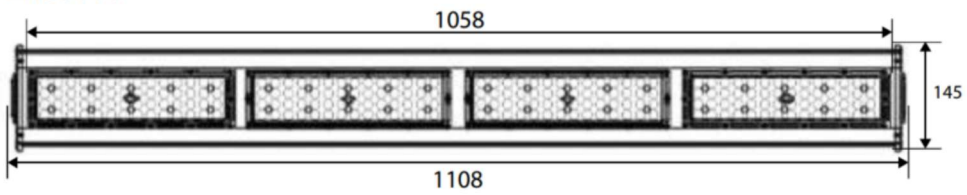

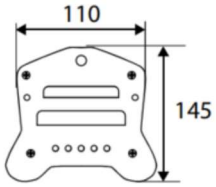

LH23000

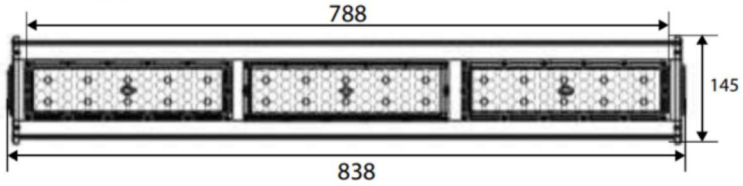

LH15000

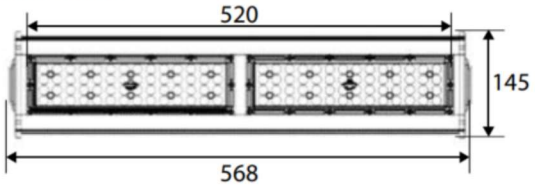

LUMINOUS INTENSITY DISTRIBUTION 90° lens · C0–C180 / C90–C270

LH23000C avg. beam (50 %) 85.3° · C0/180 85.5° · C90/270 85.0°

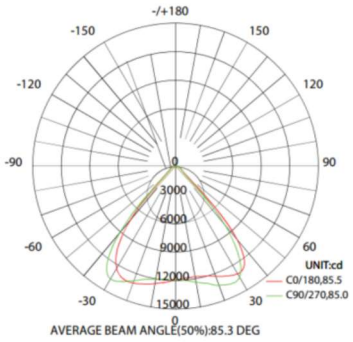

LH15000C avg. beam (50 %) 86.3° · C0/180 86.6° · C90/270 86.1°

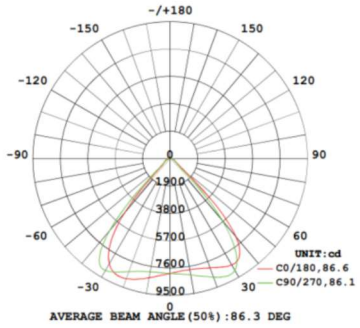

ILLUMINANCE BY MOUNTING HEIGHT 90° lens · LH23000C flux out 19,493 lm · LH15000C flux out 13,326 lm

HEIGHT	1 m	2 m	3 m	4 m	5 m	6 m	7 m	8 m	9 m	10 m
23000C E avg lx	7,135	1,784	793	446	285	198	146	112	88	71
23000C E max lx	12,132	3,033	1,348	758	485	337	248	190	150	121
23000C Ø m	1.83	3.67	5.50	7.33	9.17	11.00	12.83	14.67	16.50	18.33
15000C E avg lx	4,549	1,137	505	284	182	126	93	71	56	45
15000C E max lx	8,073	2,018	897	505	323	224	165	126	100	81
15000C Ø m	1.87	3.73	5.60	7.47	9.34	11.20	13.07	14.94	16.81	18.67

Curves indicate the illuminated area and average illuminance at each mounting distance. For reference only — contact CooLED for a simulation of your space.