CooLED®
www.cooled.my

CERTIFIED
ISO 9001

PRODUCT CATALOGUE · COMMERCIAL & INDUSTRIAL

LED Lighting **Catalogue** 2027



12	Smart	Made to last
PRODUCT FAMILIES	MOTION & DAYLIGHT SENSING	RATED FOR COMMERCIAL DUTY

Index

Products are grouped into four series. Page numbers refer to the tab on the right-hand edge of each page; on screen, click any entry to jump to it.

01 INDOOR — Commercial & retail interiors

DL / DN	Downlight	03
BA	AR111 Recessed Downlight	06
TL	Track Light	07
SF	Surface Light	08
PD	Panel Light	10
LL	Linear Light	13
TC / TD	T8 LED Tube	15

02 INDUSTRIAL — Warehouses, factories & car parks

HB	Highbay Light	17
HU	UFO Highbay Light	20
LH	Linear Highbay Light	23
WP	Weatherproof Batten	25

03 OUTDOOR — Roads, façades & floodlighting

FL	Floodlight	28
SP	Spotlight	31
FD	DC Floodlight	34
ST	Street Light	35
SS	Solar Street Light	38
WL	Up-Down Outdoor Wall Light	39

04 SMART — Motion & daylight sensing · ZigBee

SHU	Smart UFO Highbay	40
SWP	Smart Weatherproof Batten	43
SDN	Smart Downlight	45
STD	Smart T8 Light	47
SPD	Smart Panel Light	49
ZB	Smart Remote	52

DL / DN Downlight

Recessed downlights from compact 12 W COB spots to 60 W deep-reflector DN fittings. Round and square face plates, 4″ to 10″ cut-outs, with TRIAC and Zigbee wireless dimming available on request.

7,200 lm
MAX OUTPUT

126 lm/W
PEAK EFFICACY

9 – 60 W
POWER RANGE

4 – 10 ″
CUT-OUT SIZES

UP TO 126 LM/W



DN deep reflector shown

SERIES · DL / DN

COMMON SPECIFICATIONS All DL / DN series

CRI	Ra > 80 / R9 > 0	**Input Power (AC)**	180–265 V 50 / 60 Hz
Power Factor	> 0.9 @ 240 VAC	**Working Temp.**	Ambient max. 50 °C
Dimming	TRIAC & Zigbee wireless — on request	**Warranty**	2 years

DL · COB DOWNLIGHT 4″ · round or square face plate · ± 5 % lumens



ROUND FACE PLATE



SQUARE FACE PLATE

PROJECTION ANGLE
60°

HOUSING
Die-cast aluminium heatsink, reflector & glass

PART NO.	WATT	COLOUR TEMP.	LUMENS	LM / W	INPUT
Round SIZE **Ø110 × 55 mm** CUT-OUT **Ø95 mm** WEIGHT **300 g**					
DL1500C4	12 W	5700 K (Cool)	1,500	125	240 V @ 50 mA
DL1500N4	12 W	4000 K (Neutral)	1,500	125	240 V @ 50 mA
DL1500W4	12 W	3000 K (Warm)	1,300	112	240 V @ 50 mA
Square SIZE **110 × 110 × 55 mm** CUT-OUT **Ø95 mm** WEIGHT **300 g**					
DL1500C4S	12 W	5700 K (Cool)	1,500	125	240 V @ 50 mA
DL1500N4S	12 W	4000 K (Neutral)	1,500	125	240 V @ 50 mA
DL1500W4S	12 W	3000 K (Warm)	1,300	112	240 V @ 50 mA



INSTALLED · RETAIL CANOPY



** ± 10 % Lux accuracy · Test environment @ 25 °C · Specifications subject to change without prior notice · Product images for illustration only.*

DL · SLIM DOWNLIGHT 6″ / 8″ Round diffused panel



DL SLIM 6″ / 8″

PROJECTION ANGLE
120°

HOUSING
Stamped aluminium heatsink, PC diffuser, ABS ring

PART NO.	WATT	COLOUR TEMP.	LUMENS	LM / W	INPUT
6″	SIZE **Ø190 × 55 mm**	CUT-OUT **Ø165 mm**	WEIGHT **250 g**		
DL1000C6	9 W	**6500 K (Cool)**	1,120	125	240 V @ 40 mA
DL1000N6	9 W	**4000 K (Neutral)**	1,120	125	240 V @ 40 mA
DL1000W6	9 W	**3000 K (Warm)**	1,000	112	240 V @ 40 mA
DL1500C6	12 W	**6500 K (Cool)**	1,500	125	240 V @ 50 mA
DL1500N6	12 W	**4000 K (Neutral)**	1,500	125	240 V @ 50 mA
DL1500W6	12 W	**3000 K (Warm)**	1,350	112	240 V @ 50 mA
8″	SIZE **Ø235 × 55 mm**	CUT-OUT **Ø210 mm**	WEIGHT **400 g**		
DL2000C8	18 W	**6500 K (Cool)**	2,250	125	240 V @ 75 mA
DL2000N8	18 W	**4000 K (Neutral)**	2,250	125	240 V @ 75 mA
DL2000W8	18 W	**3000 K (Warm)**	2,020	112	240 V @ 75 mA
DL3200C8	28 W	**6500 K (Cool)**	3,360	120	240 V @ 120 mA
DL3200N8	28 W	**4000 K (Neutral)**	3,360	120	240 V @ 120 mA
DL3200W8	28 W	**3000 K (Warm)**	3,030	112	240 V @ 120 mA

DN · DEEP REFLECTOR DOWNLIGHT 8″ / 10″ High-output COB with finned heatsink



DN 8″ / 10″

PROJECTION ANGLE
60°

HOUSING
Stamped aluminium body, glass

PART NO.	WATT	COLOUR TEMP.	LUMENS	LM / W	INPUT
8″	SIZE **Ø230 × 155 mm**	CUT-OUT **Ø200 mm**	WEIGHT **1,800 g**		
DN3800C8	30 W	**5700 K (Cool)**	3,800	126	240 V @ 130 mA
DN3800N8	30 W	**4000 K (Neutral)**	3,800	126	240 V @ 130 mA
DN3800W8	30 W	**3000 K (Warm)**	3,500	116	240 V @ 130 mA
DN7000C8	60 W	**5700 K (Cool)**	7,200	120	240 V @ 250 mA
DN7000N8	60 W	**4000 K (Neutral)**	7,200	120	240 V @ 250 mA
DN7000W8	60 W	**3000 K (Warm)**	6,720	112	240 V @ 250 mA
10″	SIZE **Ø280 × 155 mm**	CUT-OUT **Ø250 mm**	WEIGHT **2,000 g**		
DN3800C10	30 W	**5700 K (Cool)**	3,800	126	240 V @ 130 mA
DN3800N10	30 W	**4000 K (Neutral)**	3,800	126	240 V @ 130 mA
DN3800W10	30 W	**3000 K (Warm)**	3,500	116	240 V @ 130 mA
DN7000C10	60 W	**5700 K (Cool)**	7,200	120	240 V @ 250 mA
DN7000N10	60 W	**4000 K (Neutral)**	7,200	120	240 V @ 250 mA
DN7000W10	60 W	**3000 K (Warm)**	6,720	112	240 V @ 250 mA

DQ · SQUARE PANEL 6″ / 8″ Square diffused panel



DQ SQUARE 6″ / 8″

PROJECTION ANGLE
120°

SIZES (L × W × H)
6″ 170 × 170 × 42 mm · 8″ 225 × 225 × 42 mm

PART NO.	WATT	COLOUR TEMP.	LUMENS	LM / W	INPUT
6″	SIZE 170 × 170 × 42 mm	CUT-OUT 145 × 145 mm	WEIGHT 400 g		
DQ1500C6	12 W	6500 K (Cool)	1,500	125	240 V @ 50 mA
DQ1500N6	12 W	4000 K (Neutral)	1,500	125	240 V @ 50 mA
DQ1500W6	12 W	3000 K (Warm)	1,350	112	240 V @ 50 mA
8″	SIZE 225 × 225 × 42 mm	CUT-OUT 200 × 200 mm	WEIGHT 550 g		
DQ1500C8	12 W	6500 K (Cool)	1,500	125	240 V @ 50 mA
DQ1500N8	12 W	4000 K (Neutral)	1,500	125	240 V @ 50 mA
DQ1500W8	12 W	3000 K (Warm)	1,350	112	240 V @ 50 mA
DQ2000C8	18 W	6500 K (Cool)	2,250	125	240 V @ 75 mA
DQ2000N8	18 W	4000 K (Neutral)	2,250	125	240 V @ 75 mA
DQ2000W8	18 W	3000 K (Warm)	2,020	112	240 V @ 75 mA

CARTON DIMENSIONS & WEIGHTS Outer carton · unit: mm / kg

ITEM	QTY	L	W	H	GROSS WT.	M³
DL 6″	25	490	490	260	**7 kg**	0.062
DL 8″	20	490	490	260	**8.8 kg**	0.062
DN3800 / DN7000 10″	4	600	600	240	**9 kg**	0.086

PACKAGING SIZE DL 6″ outer carton · unit: mm

DL 6″ 25 pcs / carton

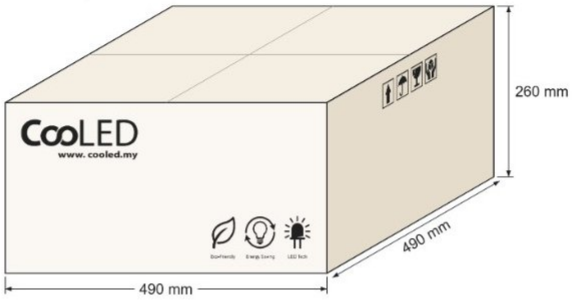

PALLET LOADING DL 6″ · block pallet 1,200 × 1,100 mm · max load height 1,700 mm



DL 6″
carton 490 × 490 × 260 mm · 25 pcs

500 pcs / pallet
20 CTNS · 4 PER LAYER × 5 LAYERS

Load footprint	**980 × 980 mm**	Gross weight	**140 kg**
Stack height	**1,300 mm**	Volume	**1.25 m³**
With pallet	**1,445 mm**		

** Pallet plan assumes a 145 mm block pallet 1,200 × 1,100 mm, cartons stacked upright and stretch-wrapped · Carton dimensions and weights ± 5 %*

AR111 **BA | AR111 Bulb · Recessed Swivelling Downlight** SERIES · BA

APPLICATIONS

- Offices & Lobbies
- Hotels & Restaurants
- Retail & Showrooms
- Galleries & Museums

AR111 Recessed Swivelling Downlight

One housing, three aims. Every AR111 lamp swivels on its own gimbal, so a single trim can wash a wall, graze a display and light the walkway beneath it — then be re-aimed in seconds when the layout changes.

Individually swivelling | **Replaceable AR111 lamp** | **TRIAC / ZigBee dimming**

3,300 lm
MAX OUTPUT

125 lm/W
EFFICACY

38°
PROJECTION ANGLE

Ra 80+
COLOUR RENDERING



BAF-S2 · double fitting shown SERIES · BA

COMMON SPECIFICATIONS

All models · AR111 COB bulb

CRI	Ra > 80 / R9 > 0	**Input Power (AC)**	180–265 V 50 / 60 Hz
Power Factor	> 0.9 @ 240 VAC	**Working Temp.**	Ambient temperature max 50 °C
Projection Angle	38°	**Bulb Type**	AR111 COB, replaceable
Housing	Rectangle / square / round trim, individual swivelling mechanism	**Dimming**	TRIAC and ZigBee wireless dimming on request
Lumen Tolerance	± 10 %	**Warranty**	2 years

MODELS

Two wattages × three colour temperatures · ± 10 % lumen tolerance

PART NO.	WATTAGE	COLOUR TEMP.	LUMENS	LM / W	ANGLE	INPUT POWER (AC)
BA1500C	12 W	**5700 K (Cool)**	1,500	125	**38°**	240 V @ 50 mA
BA1500N	12 W	**4000 K (Neutral)**	1,500	125	**38°**	240 V @ 50 mA
BA1500W	12 W	**3000 K (Warm)**	1,350	112	**38°**	240 V @ 50 mA
BA3000C	27 W	**5700 K (Cool)**	3,300	125	**38°**	240 V @ 116 mA
BA3000N	27 W	**4000 K (Neutral)**	3,300	125	**38°**	240 V @ 116 mA
BA3000W	27 W	**3000 K (Warm)**	3,000	112	**38°**	240 V @ 116 mA

ADJUSTABLE FITTING CONFIGURATION

Individual swivelling mechanism per lamp · white finish



BAF-S3 Triple · rectangle
Size **475 × 175 mm**
Opening **455 × 155 mm**
Weight **1,500 g**



BAF-S2 Double · rectangle
Size **325 × 175 mm**
Opening **305 × 155 mm**
Weight **1,000 g**



BAF-S1 Single · square
Size **175 × 175 mm**
Opening **155 × 155 mm**
Weight **500 g**



BAF-R1 Single · round
Size **170 mm Ø**
Opening **155 mm Ø**
Weight **500 g**

** ± 10 % Lux accuracy · Test environment @ 25 °C · Specifications subject to change without prior notice.*

APPLICATIONS · Retail Stores · Showrooms · Galleries & Exhibitions · Restaurants & Cafés

TL Track Light

A COB LED track spotlight with a die-cast aluminium heatsink, faceted reflector and glass front. A tight 38° beam picks out displays and merchandise, and the head clips straight onto standard single-circuit track.

1,500 – 3,080 lm
LUMINOUS FLUX

12 / 28 W
SYSTEM POWER

Up to 125 lm/W
EFFICACY

38°
PROJECTION ANGLE

BLACK · WHITE



SERIES · TL

COMMON SPECIFICATIONS

Shared across all models

Housing Material	Die-cast aluminium base (heatsink), reflector & glass	**Input Power (AC)**	100 – 240 V, 50/60 Hz
Projection Angle	38°	**Power Factor**	> 0.95 @ 240 VAC
CRI	Ra > 80 / R9 > 0	**Working Temp.**	Ambient max. 50 °C
Fitting Colour	Black or White	**Warranty**	2 years

MODELS

Two sizes × three colour temperatures · white or black · ± 10 % lumen tolerance

WHITE	BLACK	WATTAGE	COLOUR TEMP.	LUMENS	LM / W	INPUT (AC)	SIZE (W × H)	WEIGHT
TL1500C	TL1500CB	12 W	5700 K	1,500	125	240 V @ 50 mA	115 × 130 mm	475 g
TL1500N	TL1500NB	12 W	4000 K	1,500	125	240 V @ 50 mA	115 × 130 mm	475 g
TL1500W	TL1500WB	12 W	3000 K	1,350	112	240 V @ 50 mA	115 × 130 mm	475 g
TL3000C	TL3000CB	28 W	5700 K	3,080	110	240 V @ 116 mA	145 × 170 mm	935 g
TL3000N	TL3000NB	28 W	4000 K	3,080	110	240 V @ 116 mA	145 × 170 mm	935 g
TL3000W	TL3000WB	28 W	3000 K	2,865	102	240 V @ 116 mA	145 × 170 mm	935 g

TRACK CONNECTORS

Join track runs in-line, at corners or at crossings



I Straight Connector



L L Connector · 90° Corner



X X Connector · Cross

APPLICATIONS

- Retail & Showrooms
- Offices
- Homes & Hotels
- Warehouses

SF Surface Light

A cylindrical LED surface light with a die-cast aluminium heatsink base and PC diffuser, at up to 125 lm/W. In 5.5″ and 8″ bodies from 9 W to 40 W, finished in white or black, for surface or suspended mounting on open and solid ceilings.

4,500 lm
LUMINOUS FLUX

9 – 40 W
POWER RANGE

125 lm/W
PEAK EFFICACY

110°
PROJECTION ANGLE



COMMON SPECIFICATIONS

Shared across all sizes and colour temperatures

CRI	Ra > 80 / R9 > 0	**Input Power (AC)**	180–240 V 50/60 Hz
Power Factor	> 0.9 @ 240 V AC	**Working Temp.**	Ambient max. 50 °C
Projection Angle	110°	**Fitting Colour**	White or black
Housing Material	Die-cast aluminium base (heatsink) & PC diffuser	**Dimming**	TRIAC & Zigbee wireless — on request
Sizes	5.5″ Ø155 × 90 · 8″ Ø215 × 120 mm	**Warranty**	2 years

MODELS

9 – 40 W · 6500 K / 4000 K / 3000 K · white or black · lumens ± 5 %

WHITE	BLACK	WATT	COLOUR TEMP.	LUMENS	LM / W	INPUT (AC)	SIZE (Ø × H)	WEIGHT
SF1100C	SF1100CB	9 W	6500 K (Cool)	1,100	125	240 V @ 38 mA	Ø155 × 90	425 g
SF1100N	SF1100NB	9 W	4000 K (Neutral)	1,100	125	240 V @ 38 mA	Ø155 × 90	425 g
SF1100W	SF1100WB	9 W	3000 K (Warm)	1,000	116	240 V @ 38 mA	Ø155 × 90	425 g
SF1500C	SF1500CB	12 W	6500 K (Cool)	1,500	125	240 V @ 75 mA	Ø155 × 90	425 g
SF1500N	SF1500NB	12 W	4000 K (Neutral)	1,500	125	240 V @ 75 mA	Ø155 × 90	425 g
SF1500W	SF1500WB	12 W	3000 K (Warm)	1,400	116	240 V @ 75 mA	Ø155 × 90	425 g
SF2000C	SF2000CB	18 W	6500 K (Cool)	2,200	120	240 V @ 75 mA	Ø215 × 120	800 g
SF2000N	SF2000NB	18 W	4000 K (Neutral)	2,200	120	240 V @ 75 mA	Ø215 × 120	800 g
SF2000W	SF2000WB	18 W	3000 K (Warm)	2,020	112	240 V @ 75 mA	Ø215 × 120	800 g
SF3200C	SF3200CB	28 W	6500 K (Cool)	3,200	115	240 V @ 120 mA	Ø215 × 120	800 g
SF3200N	SF3200NB	28 W	4000 K (Neutral)	3,200	115	240 V @ 120 mA	Ø215 × 120	800 g
SF3200W	SF3200WB	28 W	3000 K (Warm)	3,000	107	240 V @ 120 mA	Ø215 × 120	800 g
SF4500C	SF4500CB	40 W	6500 K (Cool)	4,500	112	240 V @ 168 mA	Ø215 × 120	800 g
SF4500N	SF4500NB	40 W	4000 K (Neutral)	4,500	112	240 V @ 168 mA	Ø215 × 120	800 g
SF4500W	SF4500WB	40 W	3000 K (Warm)	4,200	105	240 V @ 168 mA	Ø215 × 120	800 g

** ± 10 % Lux accuracy · Test environment @ 25 °C · Specifications subject to change without prior notice · Product images for illustration only.*

DIMENSIONAL DRAWINGS
Surface & suspended mount · drawn to the same scale · unit: mm

5.5″ · Ø155
SF1100 · SF1500 · 9 – 12 W · 425 g

A. Surface Mount

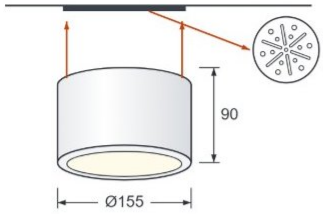

B. Suspended Mount

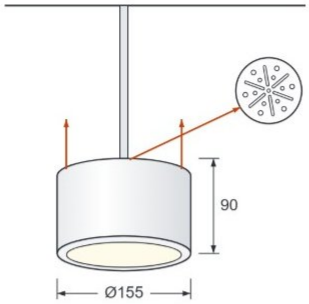

8″ · Ø215
SF2000 · SF3200 · SF4500 · 18 – 40 W · 800 g

A. Surface Mount

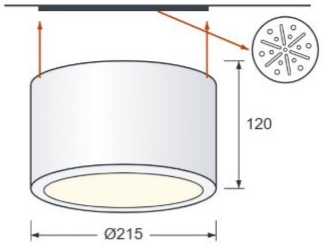

B. Suspended Mount

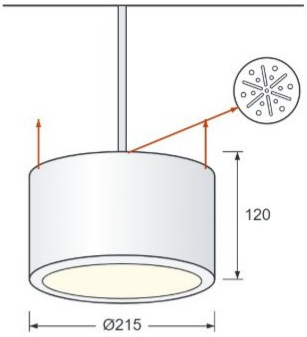

FITTING COLOURS
Every model in white or black



White fitting
SF····C / N / W



Black fitting
SF····CB / NB / WB

INSTALLATIONS
Retail floors and open ceilings





PANEL LIGHT **PD**

SERIES · PD

APPLICATIONS

- Offices
- Factories & Cleanrooms
- Corridors
- Retail & Showrooms

PD Panel Light

A direct-lit LED panel with an aluminium profile frame and frosted cover, at up to 125 lm/W. Sized 4′ × 2′, 2′ × 2′ and 4′ × 1′ to drop into 595 mm (-M) or 605 mm (-I) ceiling grids, with an even 110° spread for offices, corridors, factories and retail.

7,500 lm
LUMINOUS FLUX

60 W
MAX. SYSTEM POWER

125 lm/W
PEAK EFFICACY

110°
PROJECTION ANGLE



COMMON SPECIFICATIONS

Shared across all sizes and colour temperatures

CRI	Ra > 80 / R9 > 0	**Input Power (AC)**	200–240 V 50/60 Hz
Power Factor	> 0.9 @ 240 V AC	**Working Temp.**	Ambient max. 50 °C
Projection Angle	110°	**Housing Material**	Aluminium profile & frosted cover
Sizes	4′ × 2′ · 2′ × 2′ · 4′ × 1′	**Warranty**	2 years

MODELS

60 W / 40 W · 6500 K / 4000 K / 3000 K · lumens ± 5 %

PART NO.	WATTAGE	COLOUR TEMP.	LUMENS	LM / W	INPUT (AC)	SIZE (L × W × H)	WEIGHT
PD7500C-I	60 W	**6500 K (Cool)**	7,500	125	240 V @ 277 mA	1215 × 605 × 35	3,700 g
PD7500N-I	60 W	**4000 K (Neutral)**	7,500	125	240 V @ 277 mA	1215 × 605 × 35	3,700 g
PD7500W-I	60 W	**3000 K (Warm)**	6,900	115	240 V @ 277 mA	1215 × 605 × 35	3,700 g
PD7500C-M	60 W	**6500 K (Cool)**	7,500	125	240 V @ 277 mA	1195 × 595 × 35	3,700 g
PD7500N-M	60 W	**4000 K (Neutral)**	7,500	125	240 V @ 277 mA	1195 × 595 × 35	3,700 g
PD7500W-M	60 W	**3000 K (Warm)**	6,900	115	240 V @ 277 mA	1195 × 595 × 35	3,700 g
PD5000C-I	40 W	**6500 K (Cool)**	5,000	125	240 V @ 166 mA	610 × 610 × 35	1,900 g
PD5000N-I	40 W	**4000 K (Neutral)**	5,000	125	240 V @ 166 mA	610 × 610 × 35	1,900 g
PD5000W-I	40 W	**3000 K (Warm)**	4,650	115	240 V @ 166 mA	610 × 610 × 35	1,900 g
PD5000C-M	40 W	**6500 K (Cool)**	5,000	125	240 V @ 166 mA	595 × 595 × 35	1,900 g
PD5000N-M	40 W	**4000 K (Neutral)**	5,000	125	240 V @ 166 mA	595 × 595 × 35	1,900 g
PD5000W-M	40 W	**3000 K (Warm)**	4,650	115	240 V @ 166 mA	595 × 595 × 35	1,900 g
PD5000C-M14	40 W	**6500 K (Cool)**	4,700	117	240 V @ 166 mA	1197 × 295 × 35	1,650 g
PD5000N-M14	40 W	**4000 K (Neutral)**	4,700	117	240 V @ 166 mA	1197 × 295 × 35	1,650 g
PD5000W-M14	40 W	**3000 K (Warm)**	4,230	106	240 V @ 166 mA	1197 × 295 × 35	1,650 g

** ± 10 % Lux accuracy · Test environment @ 25 °C · Specifications subject to change without prior notice · Product images for illustration only.*

DIMENSIONAL DRAWINGS Plan and side views · drawn to the same scale · unit: mm

4′ × 2′ PD7500 · 60 W · -M metric / -I imperial



-M	1195 × 595 × 35 · inner frame 1175 × 575	3,700 g
-I	1215 × 605 × 35 · inner frame 1190 × 580	3,700 g

2′ × 2′ PD5000 · 40 W · -M metric / -I imperial

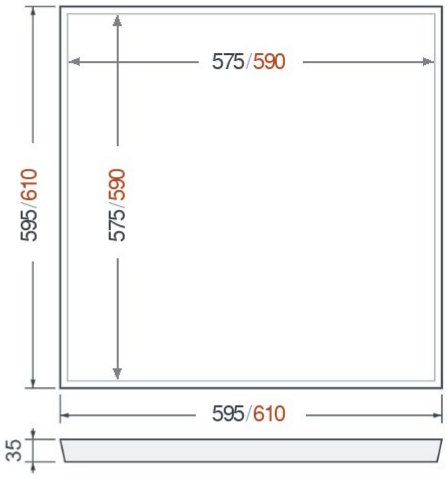

-M	595 × 595 × 35 · inner frame 575 × 575	1,900 g
-I	610 × 610 × 35 · inner frame 590 × 590	1,900 g

4′ × 1′ PD5000-M14 · 40 W



-M14	1197 × 295 × 35	1,650 g

INSTALLATION METHODS Four mounting options · accessories on request

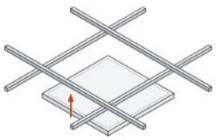

01 Grid Ceiling
Lays into 595 / 605 mm T-bar grid

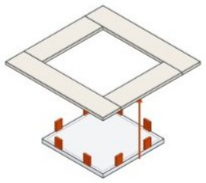

02 Plaster Ceiling
Recessed in cut-out with spring clips

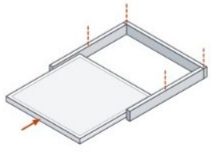

03 Surface Mounting
Frame fixed to ceiling, panel slides in

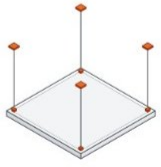

04 Suspension Mounting
Hung on 4 steel wire suspension kits

INSTALLATIONS Recessed in standard T-bar ceiling grids





** All dimensions in mm · Weights ± 5 % · ± 10 % Lux accuracy · Test environment @ 25 °C · Specifications subject to change without prior notice.*

PACKAGING SIZE Outer carton · drawn to the same scale · unit: mm

PD 2×4 4 pcs / carton · 17 kg



PD 2×2 5 pcs / carton · 11 kg

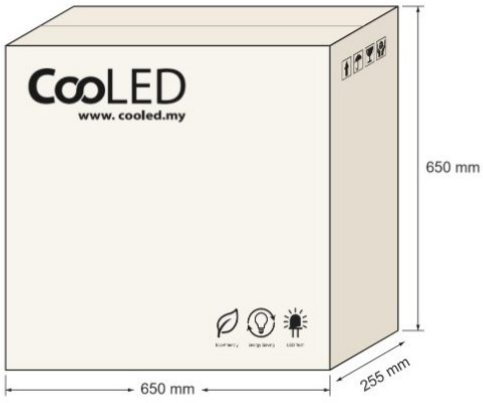

CARTON DIMENSIONS & WEIGHTS Outer carton · unit: mm / kg

ITEM	SIZE	QTY	L	W	H	NETT WT.	M³
PD 2×4	4′ × 2′	4	1,250	225	660	**17 kg**	0.186
PD 2×2	2′ × 2′	5	650	255	650	**11 kg**	0.108

PALLET LOADING Block pallet 1,200 × 1,100 mm · max load height 1,700 mm

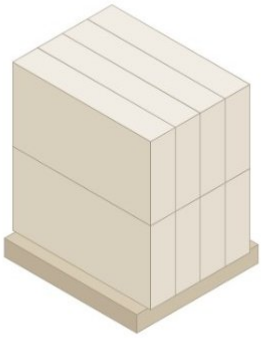

PD 2×4

carton 1,250 × 225 × 660 mm · 4 pcs

32 pcs / pallet

8 CTNS · 4 PER LAYER × 2 LAYERS

Load footprint	**1,250 × 900 mm**	Nett weight	**136 kg**
Stack height	**1,320 mm**	Volume	**1.49 m³**
With pallet	**1,465 mm**		

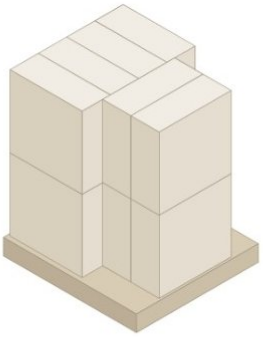

PD 2×2

carton 650 × 255 × 650 mm · 5 pcs

60 pcs / pallet

12 CTNS · 6 PER LAYER × 2 LAYERS

Load footprint	**1,160 × 1,020 mm**	Nett weight	**132 kg**
Stack height	**1,300 mm**	Volume	**1.29 m³**
With pallet	**1,445 mm**		

APPLICATIONS

- Offices
- Showrooms
- Retail Stores
- Warehouses
- Schools
- Car Parks

LL Linear Light

A slim aluminium linear with a frosted cover and built-in LED — no T8 or T5 tubes required. 120 lm/W with a wide 110° spread, surface-mounted on clip brackets or suspended on an adjustable 100 cm rope.

7,800 lm
MAX. LUMINOUS FLUX

120 lm/W
EFFICACY

110°
PROJECTION ANGLE

100 cm
ADJUSTABLE ROPE



BUILT-IN LED · NO TUBE REQUIRED

LED board is built into the aluminium profile under a frosted cover, so there's no T8 or T5 tube to buy, fit or replace.



COMMON SPECIFICATIONS

Shared across all wattages and colour temperatures

CRI	Ra > 80 / R9 > 0	**Input Power (AC)**	180–265 V 50/60 Hz (100–277 V optional)
Power Factor	> 0.95 @ 240 V AC	**Working Temp.**	Ambient max. 50 °C
Projection Angle	110°	**Housing Material**	Aluminium & frosted cover

MODELS

Two wattages × three colour temperatures · lumens ± 5 %

PART NO.	WATT	COLOUR TEMP.	LUMENS	LM/W	INPUT (AC)	L × W × H	WEIGHT	WARRANTY
LL4500C	37.5 W	6500 K (Daylight)	4,500	120	240 V @ 458 mA	1,200 × 50 × 50	1,750 g	2 years
LL4500N	37.5 W	4000 K (Natural)	4,500	120	240 V @ 458 mA	1,200 × 50 × 50	1,750 g	2 years
LL4500W	37.5 W	3000 K (Warm)	4,200	112	240 V @ 458 mA	1,200 × 50 × 50	1,750 g	2 years
LL7800C	65 W	6500 K (Daylight)	7,800	120	240 V @ 916 mA	1,200 × 50 × 50	1,750 g	2 years
LL7800N	65 W	4000 K (Natural)	7,800	120	240 V @ 916 mA	1,200 × 50 × 50	1,750 g	2 years
LL7800W	65 W	3000 K (Warm)	7,280	112	240 V @ 916 mA	1,200 × 50 × 50	1,750 g	2 years

** ± 10 % Lux accuracy · Test environment @ 25 °C · Specifications subject to change without prior notice · Product images for illustration only.*

DIMENSIONAL DRAWING

Unit: mm · all models 1,220 × 53 × 52 · suspension rope adjustable up to 1,000

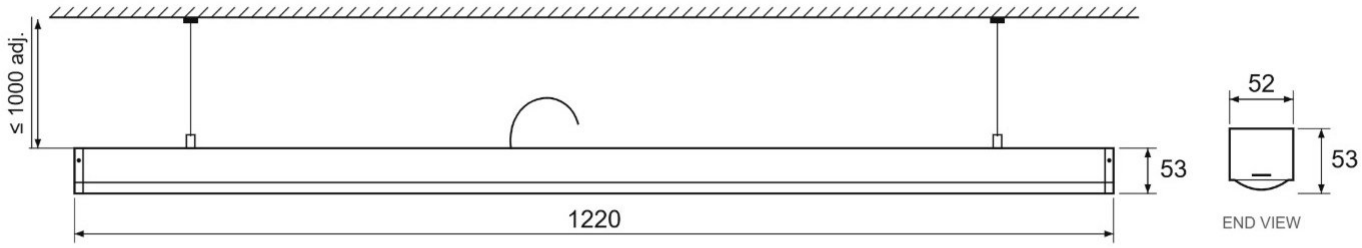

INSTALLATION

Surface mounting or suspended

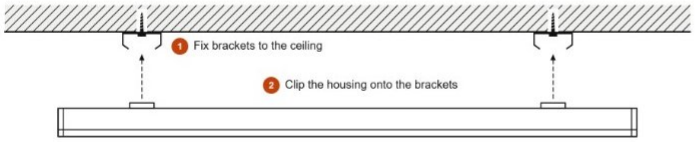

01 **Secure the brackets**
Fix the mounting brackets to the ceiling.

02 **Clip on the housing**
Clip the housing onto the brackets.

OR **Suspended**
Hang on the two adjustable ropes — up to 1,000 mm drop (see drawing).

14

PROJECT REFERENCE

Open-plan office · suspended installation



PHOTOMETRY

LL7800C · average beam (50 %) 103.5° · flux out 4,751 lm

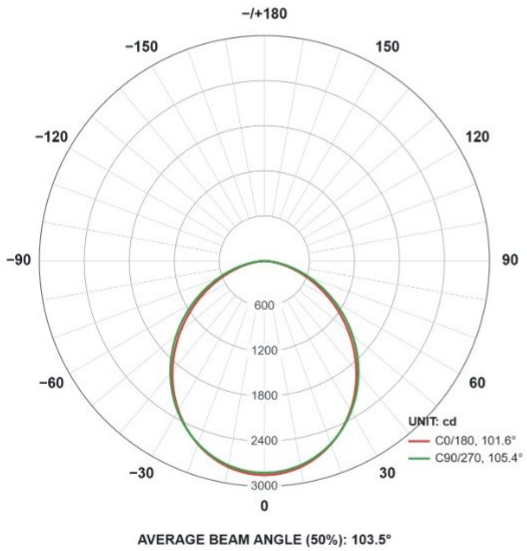

AVERAGE BEAM ANGLE (50%): 103.5°

C0/180 101.6° · C90/270 105.4° · unit: cd

HEIGHT	Ø M	E AVG LX	E MAX LX
1 m	2.45	**992**	2,775
2 m	4.91	**248**	694
3 m	7.36	**110**	308
4 m	9.81	**62**	173
5 m	12.27	**40**	111
6 m	14.72	**28**	77
7 m	17.17	**20**	57
8 m	19.63	**15**	43
9 m	22.08	**12**	34
10 m	24.53	**10**	28

Illuminated diameter and average / maximum illuminance at each mounting distance (angle 101.62°). For reference only — contact CooLED for a simulation of your space.

T8 **TC / TD | T8 LED Tube Light** SERIES · TC · TD

APPLICATIONS

- Offices & Schools
- Warehouses & Car Parks
- Retail
- Solar / 24 V DC

T8 LED Tube Light

A direct T8 replacement at up to 150 lm/W. Choose the aluminium-backed TC for focused 160° output, or the all-plastic TD for a wide 270° spread — plus 24 V DC versions for solar and low-voltage systems.

2 · 3 · 4 · 5 ft | Frosted cover | DC 24 V option

3,600 lm
MAX OUTPUT

150 lm/W
MAX EFFICACY

270°
WIDEST BEAM (TD)

Ra 80+
COLOUR RENDERING

UP TO 150 LM/W



TC T8 · frosted cover shown SERIES · TC / TD

15

COMMON SPECIFICATIONS

All series · 25.7 mm Ø T8 tube

CRI	Ra > 80 / R9 > 0	**Input Power (AC)**	180–240 V 50 / 60 Hz
Power Factor	> 0.9 @ 240 VAC	**Working Temp.**	Ambient temperature max 50 °C
Diameter	25.7 mm Ø (T8)	**Warranty**	2 years

MODELS

TC, TC DC 24 V and TD series · ± 10 % lumen tolerance

PART NO.	WATT	COLOUR TEMP.	LUMENS	LM / W	INPUT POWER	L · WEIGHT
TC · 2 ft 160° · half aluminium profile & frosted cover						
TC900C	7 W	6500 K (Cool)	1,015	145	240 V @ 30 mA	602 mm · 130 g
TC900N	7 W	4000 K (Neutral)	1,015	145	240 V @ 30 mA	602 mm · 130 g
TC900W	7 W	3000 K (Warm)	945	135	240 V @ 30 mA	602 mm · 130 g
TC · T8 160° · half aluminium profile, frosted or transparent cover						
TC1600C	12 W	6500 K (Cool)	1,740	145	240 V @ 50 mA	1212 mm · 240 g
TC1600N	12 W	4000 K (Neutral)	1,740	145	240 V @ 50 mA	1212 mm · 240 g
TC1600W	12 W	3000 K (Warm)	1,620	135	240 V @ 50 mA	1212 mm · 240 g
TC2500C	18 W	6500 K (Cool)	2,610	145	240 V @ 75 mA	1212 mm · 240 g
TC2500N	18 W	4000 K (Neutral)	2,610	145	240 V @ 75 mA	1212 mm · 240 g
TC2500W	18 W	3000 K (Warm)	2,430	135	240 V @ 75 mA	1212 mm · 240 g
TC3600C	24 W	6500 K (Cool)	3,600	150	240 V @ 100 mA	1512 mm · 240 g
TC · DC 24 V 160° · for buses, MRT / rail transit and 24 V DC systems						
TC1900C-DC24	13.5 W	6500 K (Cool)	1,950	145	DC 24 V @ 0.50 A	909 mm · 240 g
TC2500C-DC24	18 W	6500 K (Cool)	2,610	145	DC 24 V @ 0.66 A	1212 mm · 240 g
TC2500N-DC24	18 W	4000 K (Neutral)	2,610	145	DC 24 V @ 0.66 A	1212 mm · 240 g
TC2500W-DC24	18 W	3000 K (Warm)	2,430	135	DC 24 V @ 0.66 A	1212 mm · 240 g
TD · T8 270° · full plastic with aluminium plate, frosted tube						
TD1600C	12 W	6500 K (Cool)	1,740	145	240 V @ 50 mA	1212 mm · 200 g
TD1600N	12 W	4000 K (Neutral)	1,740	145	240 V @ 50 mA	1212 mm · 200 g
TD1600W	12 W	3000 K (Warm)	1,620	135	240 V @ 50 mA	1212 mm · 200 g
TD2500C	18 W	6500 K (Cool)	2,610	145	240 V @ 75 mA	1212 mm · 200 g
TD2500N	18 W	4000 K (Neutral)	2,610	145	240 V @ 75 mA	1212 mm · 200 g
TD2500W	18 W	3000 K (Warm)	2,430	135	240 V @ 75 mA	1212 mm · 200 g

** ± 10 % Lux accuracy · Test environment @ 25 °C · Specifications subject to change without prior notice · Images for illustration only.*

SERIES CONSTRUCTION Housing and beam spread by series



TC 2 ft 602 mm
Beam **160°**
Housing **Aluminium / frosted**



TC T8 909 – 1512 mm
Beam **160°**
Housing **Aluminium / frosted or clear**



TD T8 1212 mm
Beam **270°**
Housing **Full plastic / frosted**

CARTON DIMENSIONS & WEIGHTS Multi-tube export carton · unit: mm / kg

TUBE	LENGTH	QTY	L	W	H	NETT WT.	M³
4 ft	1212 mm T8 tube	**30**	1,230	180	180	**7.5**	0.040
4 ft · TC	TC1600 · TC2500 · TC3600	**50**	1,230	350	170	**13.0**	0.073
4 ft · TD	TD1600 · TD2500	**50**	1,230	350	170	**11.0**	0.073
2 ft	602 mm T8 tube	**35**	685	270	145	**5.2**	0.027

CARTON DRAWINGS Outer carton, printed CooLED branding

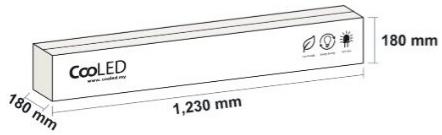

4 ft · 30 pcs
1,230 × 180 × 180 mm · Nett **7.5 kg**



4 ft · 50 pcs
1,230 × 350 × 170 mm · Nett **TC 13.0 kg · TD 11.0 kg**



2 ft · 35 pcs
685 × 270 × 145 mm · Nett **5.2 kg**

PALLET LOADING 4 ft × 50 pcs carton · pallet 1,200 × 1,100 mm

4 ft · 50 pcs
carton 1,230 × 350 × 170 mm

1,350 pcs / pallet

27 CARTONS · 3 PER LAYER × 9 LAYERS

Load footprint	1,230 × 1,050 mm
Stack height	1,530 mm
With pallet	1,675 mm
Nett weight	351 kg
Volume	1.98 m³

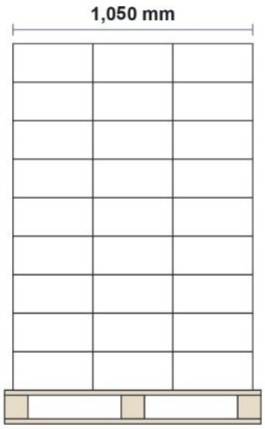

END VIEW

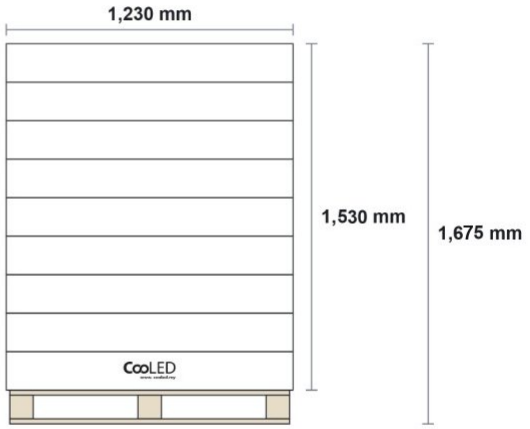

SIDE VIEW

** Carton dimensions and weights ± 5 % · Pallet plan assumes 145 mm block pallet, cartons laid flat, 15 mm overhang each end.*

APPLICATIONS

- Warehouses
- Shopping Malls
- Indoor Sports Centres
- Factories
- Car Parks

HB Highbay Light

A die-cast aluminium highbay at 145 lm/W, in four wattages from 65 W to 210 W and up to 30,400 lm. Interchangeable 60° and 90° reflector caps for warehouses, factories, malls, car parks and indoor sports centres.

30,400 lm
LUMINOUS FLUX (5700K)

210 W
MAX. SYSTEM POWER

145 lm/W
PEAK EFFICACY

60 / 90 °
REFLECTOR CAPS



17

COMMON SPECIFICATIONS

Shared across all wattages, colour temperatures and reflector caps

CRI	Ra > 80 / R9 > 0	**Input Power (AC)**	100–277 V 50/60 Hz
Power Factor	> 0.95 @ 240 V AC	**Working Temp.**	Ambient max. 50 °C
Projection Angles	60° / 90° (reflector cap)	**Housing Material**	Die-cast aluminium heatsink & PC lens
Driver Current	Per model — see table	**Warranty**	3 years

MODELS

Four wattages · 5700 K / 3000 K · 60° or 90° reflector cap

PART NO.	WATTAGE	COLOUR TEMP.	LUMENS	LM / W	ANGLE	DRIVER	SIZE (H × Ø)	WEIGHT
HB30000C	210 W	**5700 K (Cool)**	30,400	145	**60° / 90°**	900 mA	300 (H) × 210 Ø	3,000 g
HB24000C	160 W	**5700 K (Cool)**	23,300	145	**60° / 90°**	690 mA	300 (H) × 210 Ø	3,000 g
HB24000W	160 W	**3000 K (Warm)**	20,900	130	**60° / 90°**	690 mA	300 (H) × 210 Ø	3,000 g
HB15000C	105 W	**5700 K (Cool)**	15,300	145	**60° / 90°**	440 mA	205 (H) × 210 Ø	2,000 g
HB15000W	105 W	**3000 K (Warm)**	13,700	130	**60° / 90°**	440 mA	205 (H) × 210 Ø	2,000 g
HB9500C	65 W	**5700 K (Cool)**	9,500	145	**60° / 90°**	270 mA	205 (H) × 210 Ø	2,000 g
HB9500W	65 W	**3000 K (Warm)**	8,550	130	**60° / 90°**	270 mA	205 (H) × 210 Ø	2,000 g

** ± 10 % Lux accuracy · Test environment @ 25 °C · Specifications subject to change without prior notice · Product images for illustration only.*

DIMENSIONAL DRAWINGS Unit: mm / gram

HB30000 / HB24000 210 W / 160 W

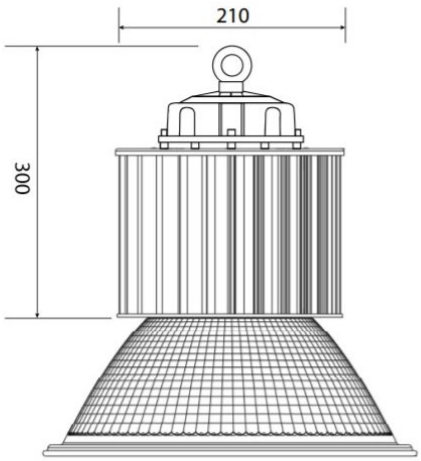

300 (H) × 210 Ø 3,000 g ± 5 %

HB15000 / HB9500 105 W / 65 W

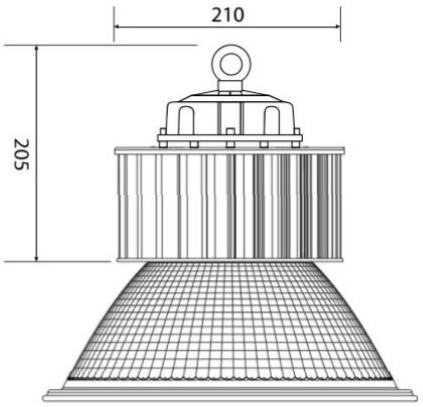

205 (H) × 210 Ø 2,000 g ± 5 %

REFLECTOR CAPS Interchangeable aluminium reflector · sets projection angle



HBC60

60°

140 (H) × 390 Ø mm



HBC90

90°

120 (H) × 450 Ø mm

LUMINOUS INTENSITY DISTRIBUTION Candela distribution per reflector cap · C0–C180 / C90–C270

60° cap avg. beam angle (50 %) 57.4° · C0/180 57.4° · C90/270 57.5°

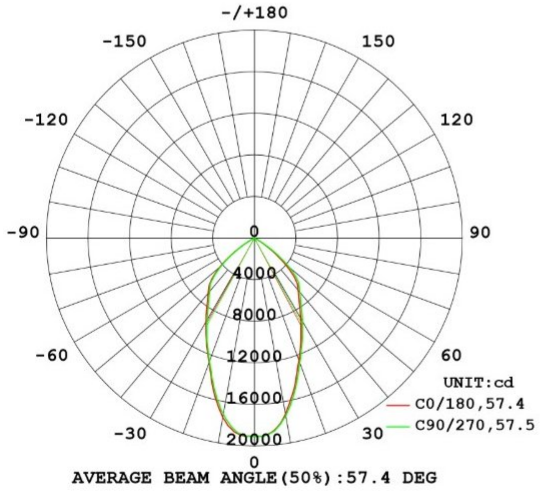

90° cap avg. beam angle (50 %) 89.2° · C0/180 90.1° · C90/270 88.3°

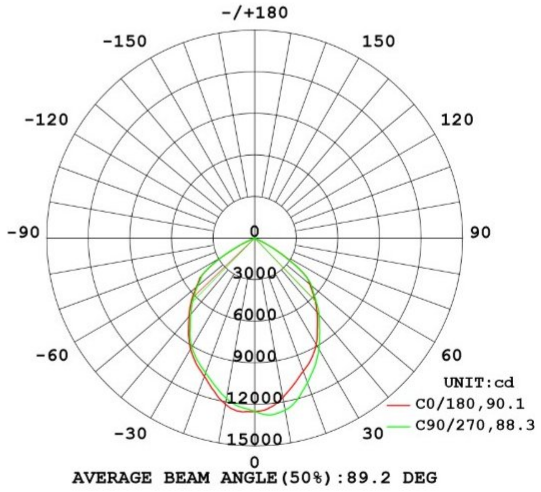

ILLUMINANCE BY MOUNTING HEIGHT HB24000 with 60° reflector cap · beam angle 57.21° · E in lux

HEIGHT	1 M	2 M	3 M	4 M	5 M	6 M	7 M	8 M	9 M	10 M
Ø m	1.09	2.18	3.27	4.36	5.45	6.54	7.63	8.72	9.82	10.91
E avg	10,768	2,692	1,196	673.0	430.7	299.1	219.7	168.2	132.9	107.7
E max	19,141	4,785	2,127	1,196	765.6	531.7	390.6	299.1	236.3	191.4

Curves indicate the illuminated area and average illuminance at each mounting distance. For reference only — contact CooLED for a proper simulation of your environment.

** All dimensions in mm · Weights ± 5 % · ± 10 % Lux accuracy · Test environment @ 25 °C.*

CARTON DIMENSIONS & WEIGHTS

Single-unit export carton · unit: mm / kg

ITEM	POWER	QTY	L	W	H	NETT WT.	M³
HB9500	65 W	1	270	270	260	**2.5 kg**	0.019
HB15000	105 W	1	270	270	260	**2.5 kg**	0.019
HB24000	160 W	1	270	270	340	**3.5 kg**	0.025
HB30000	210 W	1	270	270	340	**3.5 kg**	0.025

PALLET LOADING

Block pallet 1,200 × 1,100 mm · max load height 1,700 mm



HB9500

carton 270 × 270 × 260 mm

80 pcs / pallet

16 PER LAYER × 5 LAYERS

Load footprint	1,080 × 1,080 mm	Nett weight	200 kg
Stack height	1,300 mm	Volume	1.52 m³
With pallet	1,445 mm		



HB15000

carton 270 × 270 × 260 mm

80 pcs / pallet

16 PER LAYER × 5 LAYERS

Load footprint	1,080 × 1,080 mm	Nett weight	200 kg
Stack height	1,300 mm	Volume	1.52 m³
With pallet	1,445 mm		



HB24000

carton 270 × 270 × 340 mm

64 pcs / pallet

16 PER LAYER × 4 LAYERS

Load footprint	1,080 × 1,080 mm	Nett weight	224 kg
Stack height	1,360 mm	Volume	1.59 m³
With pallet	1,505 mm		



HB30000

carton 270 × 270 × 340 mm

64 pcs / pallet

16 PER LAYER × 4 LAYERS

Load footprint	1,080 × 1,080 mm	Nett weight	224 kg
Stack height	1,360 mm	Volume	1.59 m³
With pallet	1,505 mm		

** Pallet plans assume a 145 mm block pallet 1,200 × 1,100 mm, cartons laid flat and stretch-wrapped · Carton dimensions and weights ± 5 %*

APPLICATIONS

- Warehouses
- Shopping Malls
- Factories
- Indoor Sports Centres

HU UFO Highbay Light

A die-cast aluminium UFO highbay in four wattages from 65 W to 210 W, with 60° and 90° reflector options and up to 31,500 lm. IP65 rated for warehouses, factories, malls, car parks and indoor sports centres.

31,500 lm
LUMINOUS FLUX (5700K)

210 W
MAX. SYSTEM POWER

156 lm/W
PEAK EFFICACY

60 / 90 °
PROJECTION ANGLES

IP65



SERIES · HU

COMMON SPECIFICATIONS

Shared across all wattages, colour temperatures and projection angles

CRI	Ra > 80 / R9 > 0	**Input Power (AC)**	100–277 V 50/60 Hz
Power Factor	> 0.95 @ 240 V AC	**Working Temp.**	Ambient max. 50 °C
IP Rating	IP65	**Projection Angles**	60° / 90°
Housing Material	Die Cast Aluminium Base (Heat Sink) & Lens	**Driver Current**	Per model — see table
Lumen Tolerance	± 5 %	**Warranty**	3 years

MODELS

Four wattages × two colour temperatures × 60° / 90° optics · ± 5 % lumen tolerance

PART NO.	WATTAGE	COLOUR TEMP.	LUMENS	LM / W	ANGLE	DRIVER	SIZE (H × Ø)	WEIGHT
HU30000C-60	210 W	**5700 K (Cool)**	29,500	144	**60°**	900 mA	185 (H) × 345 Ø	3,000 g
HU30000C-90	210 W	**5700 K (Cool)**	31,500	150	**90°**	900 mA	185 (H) × 345 Ø	3,000 g
HU30000W-60	210 W	**3000 K (Warm)**	27,400	131	**60°**	900 mA	185 (H) × 345 Ø	3,000 g
HU30000W-90	210 W	**3000 K (Warm)**	29,300	139	**90°**	900 mA	185 (H) × 345 Ø	3,000 g
HU24000C-60	160 W	**5700 K (Cool)**	23,000	144	**60°**	690 mA	182 (H) × 300 Ø	2,550 g
HU24000C-90	160 W	**5700 K (Cool)**	25,000	156	**90°**	690 mA	182 (H) × 300 Ø	2,550 g
HU24000W-60	160 W	**3000 K (Warm)**	21,400	134	**60°**	690 mA	182 (H) × 300 Ø	2,550 g
HU24000W-90	160 W	**3000 K (Warm)**	23,200	145	**90°**	690 mA	182 (H) × 300 Ø	2,550 g
HU15000C-60	105 W	**5700 K (Cool)**	14,700	140	**60°**	440 mA	180 (H) × 250 Ø	1,600 g
HU15000C-90	105 W	**5700 K (Cool)**	15,750	150	**90°**	440 mA	180 (H) × 250 Ø	1,600 g
HU15000W-60	105 W	**3000 K (Warm)**	13,650	130	**60°**	440 mA	180 (H) × 250 Ø	1,600 g
HU15000W-90	105 W	**3000 K (Warm)**	14,650	139	**90°**	440 mA	180 (H) × 250 Ø	1,600 g
HU9300C-60	65 W	**5700 K (Cool)**	8,970	138	**60°**	270 mA	180 (H) × 250 Ø	1,600 g
HU9300C-90	65 W	**5700 K (Cool)**	9,750	150	**90°**	270 mA	180 (H) × 250 Ø	1,600 g
HU9300W-60	65 W	**3000 K (Warm)**	8,320	128	**60°**	270 mA	180 (H) × 250 Ø	1,600 g
HU9300W-90	65 W	**3000 K (Warm)**	9,100	140	**90°**	270 mA	180 (H) × 250 Ø	1,600 g

** ± 10 % Lux accuracy · Test environment @ 25 °C · Specifications subject to change without prior notice · Product images for illustration only.*

DIMENSIONAL DRAWINGS All models · Unit: mm / gram · side and bottom views

HU30000 210 W

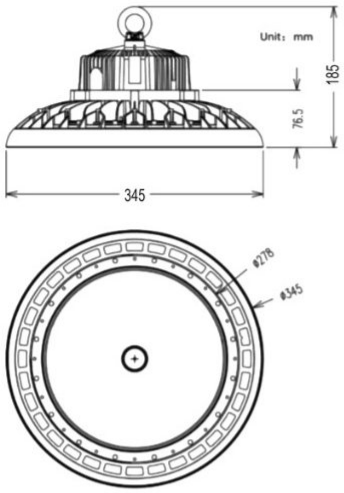

H 185 · Ø 345 body 76.5 · Ø 345 / 278
3,000 g ± 5 %

HU24000 160 W

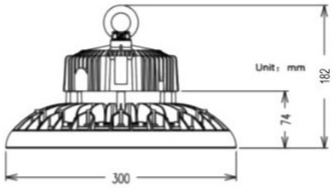

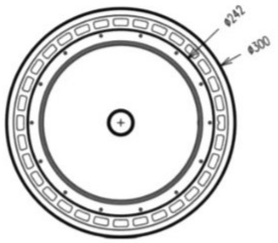

H 182 · Ø 300 body 74 · Ø 300 / 242
2,550 g ± 5 %

HU15000 / HU9300 105 W / 65 W

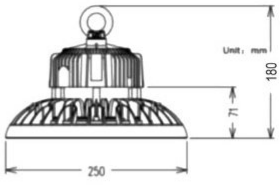

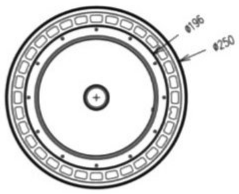

H 180 · Ø 250 body 71 · Ø 250 / 196
1,600 g ± 5 %

LUMINOUS INTENSITY DISTRIBUTION Candela distribution per reflector option · C0–C180 planes

60° narrow · high-bay

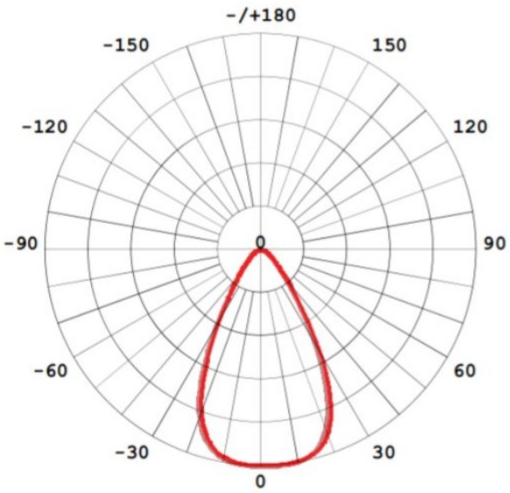

90° wide · low-bay

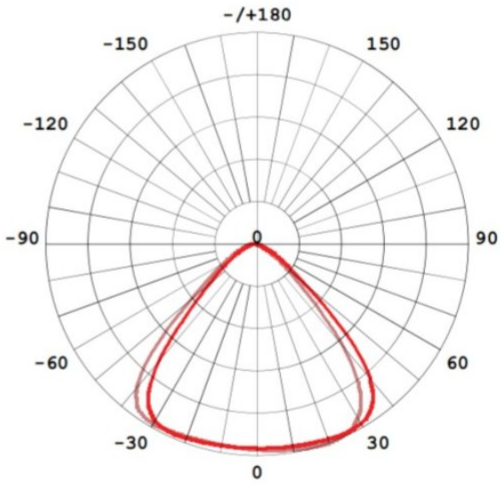

BEAM COVERAGE Beam diameter on the working plane · geometric estimate (2H · tan ½θ), not measured illuminance

MOUNTING HEIGHT	5 M	6 M	8 M	10 M	12 M
60° · Ø m	5.8	6.9	9.2	11.5	13.9
90° · Ø m	10.0	12.0	16.0	20.0	24.0

** All dimensions in mm · Weights ± 5 % · Coverage figures are geometric (2H·tan½θ), not measured luminous intensity distribution.*

CARTON DIMENSIONS & WEIGHTS

Single-unit export carton · unit: mm / kg

ITEM	POWER	QTY	L	W	H	NETT WT.	M³
HU9300	65 W	1	285	285	175	**1.90 kg**	0.014
HU15000	105 W	1	285	285	175	**1.90 kg**	0.014
HU24000	160 W	1	350	350	175	**3.05 kg**	0.021
HU30000	210 W	1	400	400	175	**3.70 kg**	0.028

PALLET LOADING

Block pallet 1,200 × 1,100 mm · max load height 1,700 mm

HU9300

carton 285 × 285 × 175 mm

96 pcs / pallet

12 PER LAYER × 8 LAYERS

Load footprint	1,140 × 855 mm	Nett weight	182 kg
Stack height	1,400 mm	Volume	1.36 m³
With pallet	1,545 mm		

HU15000

carton 285 × 285 × 175 mm

96 pcs / pallet

12 PER LAYER × 8 LAYERS

Load footprint	1,140 × 855 mm	Nett weight	182 kg
Stack height	1,400 mm	Volume	1.36 m³
With pallet	1,545 mm		

HU24000

carton 350 × 350 × 175 mm

72 pcs / pallet

9 PER LAYER × 8 LAYERS

Load footprint	1,050 × 1,050 mm	Nett weight	220 kg
Stack height	1,400 mm	Volume	1.54 m³
With pallet	1,545 mm		

HU30000

carton 400 × 400 × 175 mm

48 pcs / pallet

6 PER LAYER × 8 LAYERS

Load footprint	1,200 × 800 mm	Nett weight	178 kg
Stack height	1,400 mm	Volume	1.34 m³
With pallet	1,545 mm		

** Pallet plans assume a 145 mm block pallet 1,200 × 1,100 mm, cartons laid flat and stretch-wrapped · Carton dimensions and weights ± 5 %*

APPLICATIONS

- Warehouses
- Factories
- Shopping Malls
- Car Parks
- Indoor Sports Centres

LH Linear Highbay Light

A slim die-cast aluminium linear highbay at 140 lm/W, in three lengths from 110 W to 220 W and up to 30,000 lm. Choose an 18°, 60° or 90° lens to suit racking aisles, open floors or sports halls. Supplied with 1 m metal chain.

30,000 lm
LUMINOUS FLUX (5700K)

220 W
MAX. SYSTEM POWER

140 lm/W
PEAK EFFICACY

18 / 60 / 90°
LENS OPTIONS



COMMON SPECIFICATIONS

Shared across all wattages, colour temperatures and lens angles

CRI	Ra > 80 / R9 > 0	**Input Power (AC)**	180–265 V 50/60 Hz (100–277 V optional)
Power Factor	> 0.9 @ 240 V AC	**Working Temp.**	Ambient max. 50 °C
Lens Angles	18° / 60° / 90°	**Housing Material**	Die-cast aluminium base (heatsink) & lens

MODELS

Three lengths × three colour temperatures × three lens angles

PART NO.	WATT	COLOUR TEMP.	LUMENS	LM/W	ANGLE	INPUT	L × W × H	WEIGHT
LH30000C-18	220 W	5700 K (Cool)	30,000	140	18°	240 V @ 916 mA	1,070 × 145 × 120	6,500 g
LH30000C-60	220 W	5700 K (Cool)	30,000	140	60°	240 V @ 916 mA	1,070 × 145 × 120	6,500 g
LH30000C-90	220 W	5700 K (Cool)	30,000	140	90°	240 V @ 916 mA	1,070 × 145 × 120	6,500 g
LH30000N-18	220 W	4000 K (Natural)	30,000	140	18°	240 V @ 916 mA	1,070 × 145 × 120	6,500 g
LH30000N-60	220 W	4000 K (Natural)	30,000	140	60°	240 V @ 916 mA	1,070 × 145 × 120	6,500 g
LH30000N-90	220 W	4000 K (Natural)	30,000	140	90°	240 V @ 916 mA	1,070 × 145 × 120	6,500 g
LH30000W-18	220 W	3000 K (Warm)	28,000	130	18°	240 V @ 916 mA	1,070 × 145 × 120	6,500 g
LH30000W-60	220 W	3000 K (Warm)	28,000	130	60°	240 V @ 916 mA	1,070 × 145 × 120	6,500 g
LH30000W-90	220 W	3000 K (Warm)	28,000	130	90°	240 V @ 916 mA	1,070 × 145 × 120	6,500 g
LH23000C-18	165 W	5700 K (Cool)	23,000	140	18°	240 V @ 687 mA	810 × 145 × 120	5,200 g
LH23000C-60	165 W	5700 K (Cool)	23,000	140	60°	240 V @ 687 mA	810 × 145 × 120	5,200 g
LH23000C-90	165 W	5700 K (Cool)	23,000	140	90°	240 V @ 687 mA	810 × 145 × 120	5,200 g
LH23000N-18	165 W	4000 K (Natural)	23,000	140	18°	240 V @ 687 mA	810 × 145 × 120	5,200 g
LH23000N-60	165 W	4000 K (Natural)	23,000	140	60°	240 V @ 687 mA	810 × 145 × 120	5,200 g
LH23000N-90	165 W	4000 K (Natural)	23,000	140	90°	240 V @ 687 mA	810 × 145 × 120	5,200 g
LH23000W-18	165 W	3000 K (Warm)	21,000	130	18°	240 V @ 687 mA	810 × 145 × 120	5,200 g
LH23000W-60	165 W	3000 K (Warm)	21,000	130	60°	240 V @ 687 mA	810 × 145 × 120	5,200 g
LH23000W-90	165 W	3000 K (Warm)	21,000	130	90°	240 V @ 687 mA	810 × 145 × 120	5,200 g
LH15000C-18	110 W	5700 K (Cool)	15,000	140	18°	240 V @ 458 mA	570 × 145 × 120	3,800 g
LH15000C-60	110 W	5700 K (Cool)	15,000	140	60°	240 V @ 458 mA	570 × 145 × 120	3,800 g
LH15000C-90	110 W	5700 K (Cool)	15,000	140	90°	240 V @ 458 mA	570 × 145 × 120	3,800 g
LH15000N-18	110 W	4000 K (Natural)	15,000	140	18°	240 V @ 458 mA	570 × 145 × 120	3,800 g
LH15000N-60	110 W	4000 K (Natural)	15,000	140	60°	240 V @ 458 mA	570 × 145 × 120	3,800 g
LH15000N-90	110 W	4000 K (Natural)	15,000	140	90°	240 V @ 458 mA	570 × 145 × 120	3,800 g
LH15000W-18	110 W	3000 K (Warm)	14,000	130	18°	240 V @ 458 mA	570 × 145 × 120	3,800 g
LH15000W-60	110 W	3000 K (Warm)	14,000	130	60°	240 V @ 458 mA	570 × 145 × 120	3,800 g
LH15000W-90	110 W	3000 K (Warm)	14,000	130	90°	240 V @ 458 mA	570 × 145 × 120	3,800 g

1 m metal chain included · Custom length available on special request

Warranty · **3 years**

INSTALLATIONS Warehouse & factory projects





DIMENSIONAL DRAWINGS Unit: mm · end view 145 × 120 (all models)

LH30000

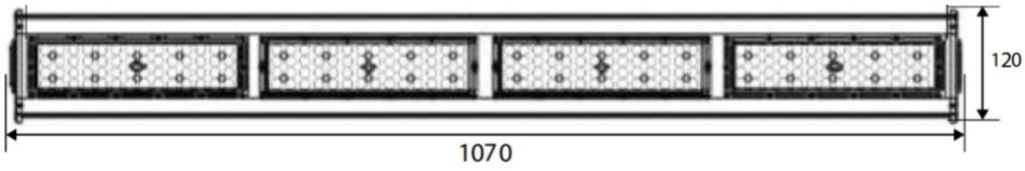

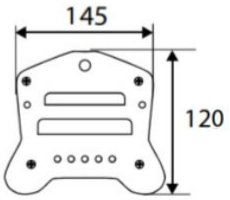

LH23000

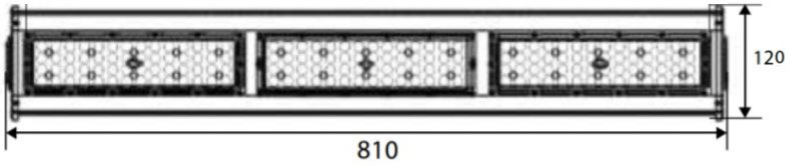

LH15000

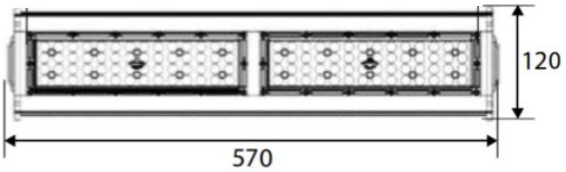

LUMINOUS INTENSITY DISTRIBUTION 90° lens · C0–C180 / C90–C270

LH23000C avg. beam (50 %) 85.3° · C0/180 85.5° · C90/270 85.0°

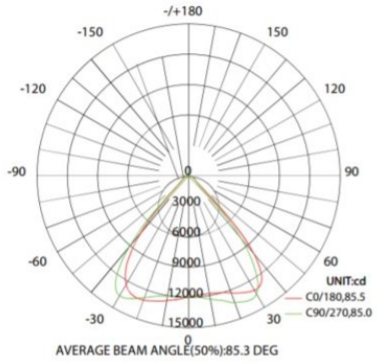

LH15000C avg. beam (50 %) 86.3° · C0/180 86.6° · C90/270 86.1°

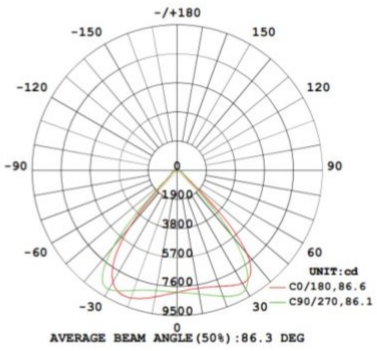

ILLUMINANCE BY MOUNTING HEIGHT 90° lens · LH23000C flux out 19,493 lm · LH15000C flux out 13,326 lm

HEIGHT	1 m	2 m	3 m	4 m	5 m	6 m	7 m	8 m	9 m	10 m
23000C E avg lx	7,135	1,784	793	446	285	198	146	112	88	71
23000C E max lx	12,132	3,033	1,348	758	485	337	248	190	150	121
23000C Ø m	1.83	3.67	5.50	7.33	9.17	11.00	12.83	14.67	16.50	18.33
15000C E avg lx	4,549	1,137	505	284	182	126	93	71	56	45
15000C E max lx	8,073	2,018	897	505	323	224	165	126	100	81
15000C Ø m	1.87	3.73	5.60	7.47	9.34	11.20	13.07	14.94	16.81	18.67

Curves indicate the illuminated area and average illuminance at each mounting distance. For reference only — contact CooLED for a simulation of your space.

** All dimensions in mm · Weights ± 5 % · ± 10 % Lux accuracy · Test environment @ 25 °C.*

WEATHERPROOF BATTEN **WP**

SERIES · WP

APPLICATIONS

- Warehouses & Stores
- Covered Car Parks
- Workshops & Plant Rooms
- Walkways & Corridors

WP Weatherproof Batten Light

Sealed IP65 batten with a built-in LED board — no T8 / T5 tubes required. High-impact PC enclosure and diffuser, aluminium plate and silicone gasket.

5,016 lm
LUMINOUS FLUX (6500K)

38 W
MAX. SYSTEM POWER

132 lm/W
PEAK EFFICACY

120°
PROJECTION ANGLE



INTEGRATED LED · NO TUBE REQUIRED

LED board is built into the sealed housing, so there's no T8 tube to buy, fit or replace.

IP65



SERIES · WP

COMMON SPECIFICATIONS

Shared across all wattages, lengths and colour temperatures

CRI	Ra > 80 / R9 > 0	**Input Power (AC)**	200–240 V 50/60 Hz
Power Factor	> 0.95 @ 240 V AC	**Working Temp.**	–30 °C to +40 °C
IP Rating	IP65	**Projection Angle**	120°
Housing Material	High-impact Polycarbonate (PC) Enclosure/Diffuser, Aluminum Plate & Silicone Gasket	**Light Source**	Built-in LED — T8 / T5 tubes not required
Lumen Tolerance	± 10 %	**Warranty**	2 years

MODELS

Three lengths × three colour temperatures · ± 10 % lumen tolerance

PART NO.	WATTAGE	COLOUR TEMP.	LUMENS	LM / W	INPUT / DRIVER	SIZE (L × W × H)	IN-RUSH (TYP.) Peak / duration at 50 % Ipeak	WEIGHT
WP5000C	38 W	6500 K (Daylight)	5,016	132	240 V @ 160 mA	1,230 × 74 × 74	15.75 A / 201 µs	1,200 g
WP5000N	38 W	4000 K (Natural)	5,016	132	240 V @ 160 mA	1,230 × 74 × 74	15.75 A / 201 µs	1,200 g
WP5000W	38 W	3000 K (Warm)	4,636	122	240 V @ 160 mA	1,230 × 74 × 74	15.75 A / 201 µs	1,200 g
WP2600C	20 W	6500 K (Daylight)	2,440	122	240 V @ 80 mA	1,230 × 65 × 54	13.7 A / 218 µs	750 g
WP2600N	20 W	4000 K (Natural)	2,440	122	240 V @ 80 mA	1,230 × 65 × 54	13.7 A / 218 µs	750 g
WP2600W	20 W	3000 K (Warm)	2,440	122	240 V @ 80 mA	1,230 × 65 × 54	13.7 A / 218 µs	750 g
WP2600C2	20 W	6500 K (Daylight)	2,440	122	240 V @ 80 mA	630 × 74 × 74	13.7 A / 218 µs	650 g
WP2600N2	20 W	4000 K (Natural)	2,440	122	240 V @ 80 mA	630 × 74 × 74	13.7 A / 218 µs	650 g
WP2600W2	20 W	3000 K (Warm)	2,440	122	240 V @ 80 mA	630 × 74 × 74	13.7 A / 218 µs	650 g

** ± 10 % Lux accuracy · Test environment @ 25 °C · Specifications subject to change without prior notice · Product images for illustration only.*

DIMENSIONAL DRAWINGS All models · Unit: mm

WP5000 38 W — **1,230 × 74 × 74**

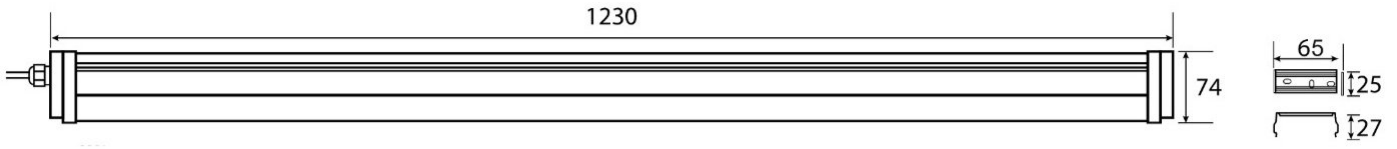

WP2600-2 20 W — **630 × 74 × 74**

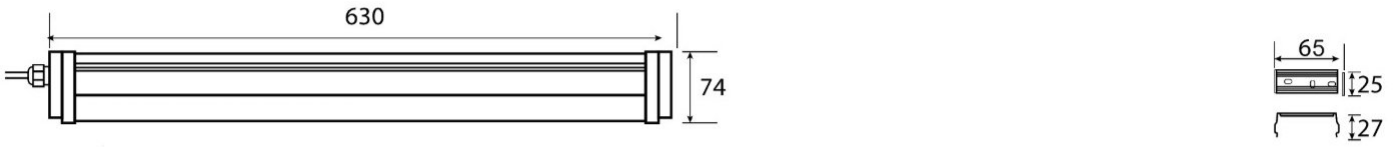

WP2600 20 W — **1,230 × 65 × 54**

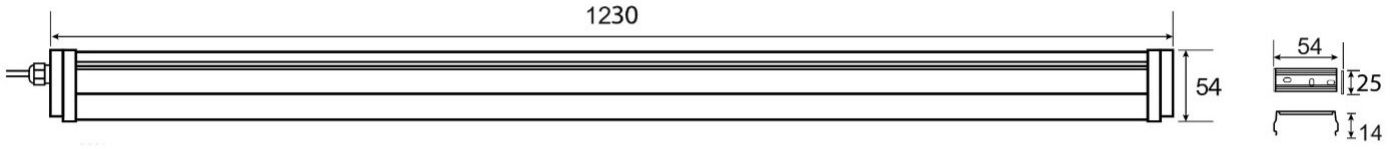

INSTALLATION Brackets supplied with every unit · isolate the supply before fixing

A Chain Suspended Mounting

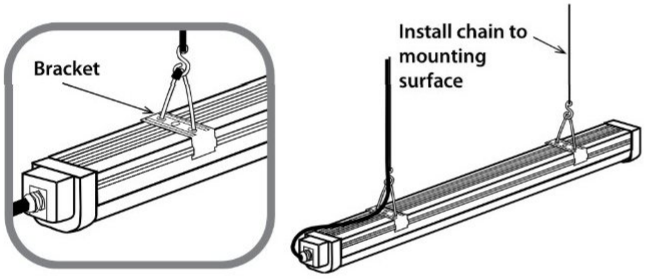

1. Clip the brackets to the housing.
2. Attach V-hooks to the brackets.
3. Attach the chain to the hooks and the mounting surface.

B Surface Mounting

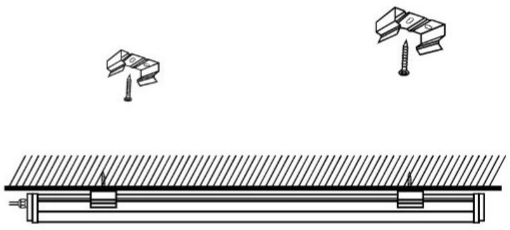

1. Secure the brackets to the ceiling.
2. Clip the housing onto the brackets.

PACKAGING SIZE Outer carton · 9 pcs / carton · unit: mm

WP5000 / WP2600 9 pcs / carton



WP2600-2 9 pcs / carton

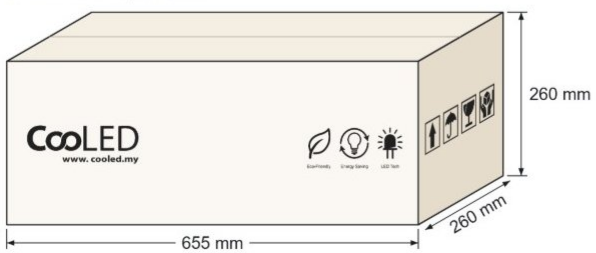

** All dimensions in mm · Weights ± 5 % · Install with the supply isolated.*

CARTON DIMENSIONS & WEIGHTS

Single-unit export carton · unit: mm / kg

ITEM	POWER	QTY	L	W	H	NETT WT.	M³
WP5000	38 W	9	1,260	260	260	**13.5 kg**	0.085
WP2600	20 W	9	1,260	260	260	**9.5 kg**	0.085
WP2600-2	20 W	9	655	260	260	**7.5 kg**	0.044

PALLET LOADING

Block pallet 1,300 × 1,100 mm · max load height 1,700 mm

WP5000

carton 1,260 × 260 × 260 mm · 9 pcs

180 pcs / pallet

20 CTNS · 4 PER LAYER × 5 LAYERS

Load footprint	**1,260 × 1,040 mm**	Nett weight	**270 kg**
Stack height	**1,300 mm**	Volume	**1.70 m³**
With pallet	**1,445 mm**		

WP2600

carton 1,260 × 260 × 260 mm · 9 pcs

180 pcs / pallet

20 CTNS · 4 PER LAYER × 5 LAYERS

Load footprint	**1,260 × 1,040 mm**	Nett weight	**190 kg**
Stack height	**1,300 mm**	Volume	**1.70 m³**
With pallet	**1,445 mm**		

WP2600-2

carton 655 × 260 × 260 mm · 9 pcs

270 pcs / pallet

30 CTNS · 6 PER LAYER × 5 LAYERS

Load footprint	**1,175 × 1,040 mm**	Nett weight	**225 kg**
Stack height	**1,300 mm**	Volume	**1.33 m³**
With pallet	**1,445 mm**		

** Batten cartons exceed the 1,200 mm pallet side — plans assume a 145 mm 1,300 × 1,100 mm block pallet, cartons laid flat and stretch-wrapped · Carton dimensions and weights ± 5 %*

FLOODLIGHT **FL**

SERIES · **FL**

APPLICATIONS

- Billboards & Signage
- Building & Facade Lighting
- Landscape Lighting
- General Outdoor Areas

FL Floodlight

A die-cast aluminium floodlight with thermal-shock-resistant tempered glass and 110° projection angle, in five wattages from 13.5W to 210W. IP66 rated for billboards, facades and open outdoor areas.

31,000 lm
LUMINOUS FLUX (5700K)

210 W
MAX. SYSTEM POWER

148 lm/W
PEAK EFFICACY

110 °
PROJECTION ANGLE



COMMON SPECIFICATIONS

Shared across all wattages and colour temperatures

CRI	Ra > 80 / R9 > 0	**Input Power (AC)**	180–265 V 50/60 Hz (100–277 V optional)
Power Factor	> 0.9 @ 240 V AC	**Working Temp.**	Ambient max. 50 °C
IP Rating	IP66	**Projection Angle**	110°
Lumen Tolerance	± 5 %	**Avg. Beam Angle (50%)**	112.6° (FL31000)
Housing Material	Die-cast aluminium base (heatsink) & glass		

MODELS

Five wattages × two colour temperatures · ± 5 % lumen tolerance

PART NO.	WATTAGE	COLOUR TEMP.	LUMENS	LM / W	INPUT (AC)	SIZE (L×W×H)	WEIGHT	WARRANTY
FL31000C	210 W	**5700 K** Cool	31,000	148	240 V @ 860 mA	400 × 360 × 63 mm	5,350 g	3 yr
FL31000W	210 W	**3000 K** Warm	28,800	138	240 V @ 860 mA	400 × 360 × 63 mm	5,350 g	3 yr
FL17000C	120 W	**5700 K** Cool	17,000	141	240 V @ 500 mA	345 × 300 × 62 mm	3,600 g	3 yr
FL17000W	120 W	**3000 K** Warm	15,800	131	240 V @ 500 mA	345 × 300 × 62 mm	3,600 g	3 yr
FL8300C	65 W	**5700 K** Cool	8,300	128	240 V @ 270 mA	265 × 200 × 50 mm	2,100 g	3 yr
FL8300W	65 W	**3000 K** Warm	7,880	122	240 V @ 270 mA	265 × 200 × 50 mm	2,100 g	3 yr
FL2800C	27 W	**5700 K** Cool	2,800	104	240 V @ 105 mA	190 × 152 × 40 mm	800 g	2 yr
FL2800W	27 W	**3000 K** Warm	2,600	97	240 V @ 105 mA	190 × 152 × 40 mm	800 g	2 yr
FL1400C	13.5 W	**5700 K** Cool	1,400	104	240 V @ 54 mA	140 × 110 × 30 mm	400 g	2 yr
FL1400W	13.5 W	**3000 K** Warm	1,300	97	240 V @ 54 mA	140 × 110 × 30 mm	400 g	2 yr

** ± 10 % Lux accuracy · Test environment @ 25 °C · Specifications subject to change without prior notice · Product images for illustration only.*

DRAWINGS All models · unit: mm / gram · largest to smallest

FL31000 210 W · 5,350 g ± 5 %

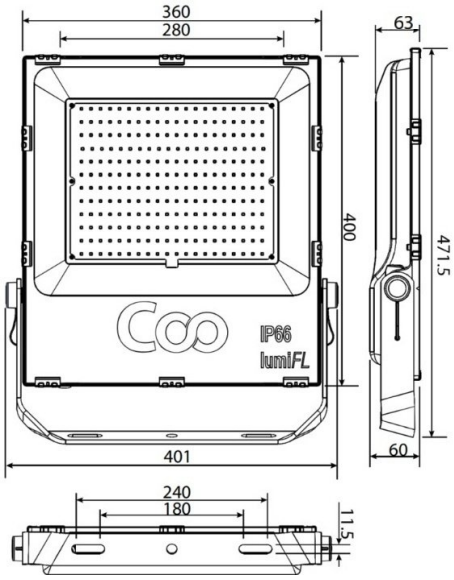

FL17000 120 W · 3,600 g ± 5 %

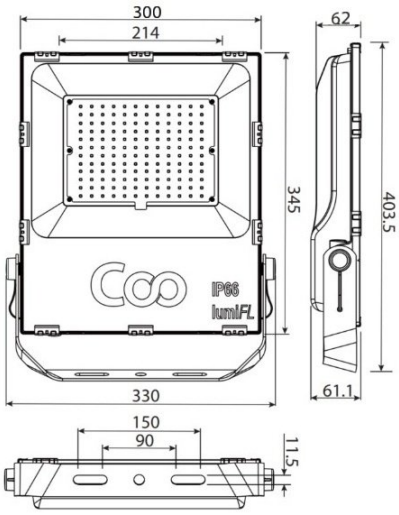

FL8300 65 W · 2,100 g ± 5 %

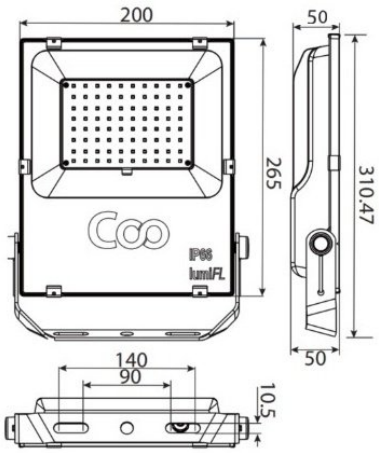

FL2800 27 W · 800 g ± 5 %

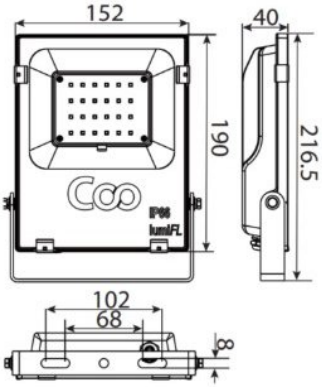

FL1400 13.5 W · 400 g ± 5 %

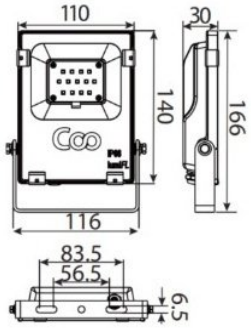

PHOTOMETRICS Measured on FL31000

LUMINOUS INTENSITY

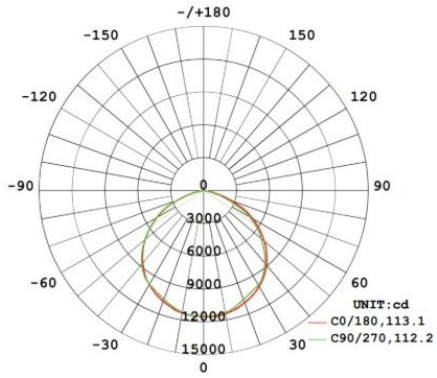

Average beam angle (50%): **112.6°**

CONE DIAGRAM



ILLUMINANCE BY HEIGHT

H	Ø M	E AVG	E MAX
1 m	2.96	3,509	11,546
2 m	5.92	877.2	2,886
3 m	8.88	389.9	1,283
4 m	11.84	219.3	721.6
5 m	14.79	140.4	461.8
6 m	17.75	97.47	320.7
7 m	20.71	71.61	235.6
8 m	23.67	54.83	180.4
9 m	26.63	43.32	142.5
10 m	29.59	35.09	115.5

** All dimensions in mm · Weights ± 5 % · Drawings are not to scale; sizes are stepped for readability · Photometric data for FL31000 · E in lux.*

CARTON DIMENSIONS & WEIGHTS

Single-unit export carton · unit: mm / kg

ITEM	POWER	QTY	L	W	H	NETT WT.	M³
FL31000	210 W	1	550	460	110	6.00 kg	0.028
FL17000	120 W	1	465	360	110	4.20 kg	0.018
FL8300	65 W	1	350	260	55	2.20 kg	0.005
FL2800	27 W	1	250	180	45	0.90 kg	0.002
FL1400	13.5 W	1	200	135	35	0.45 kg	0.001

PALLET LOADING

Block pallet 1,200 × 1,100 mm · max load height 1,700 mm

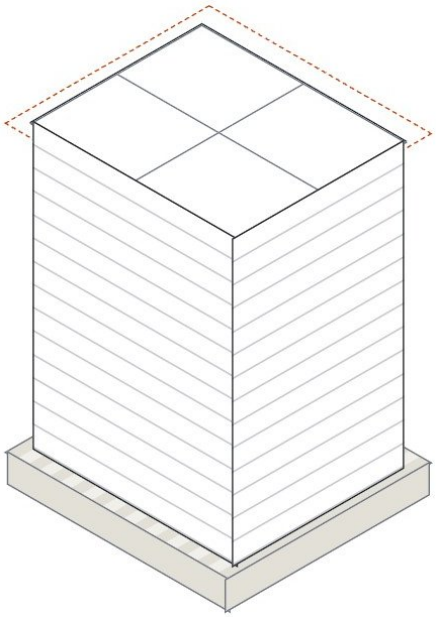

Dashed outline · 1,700 mm load envelope

FL31000 carton 550 × 460 × 110 mm

56 pcs / pallet

4 PER LAYER × 14 LAYERS

Block stack · 2 × 2

Load footprint	**1,100 × 920 mm**
Stack height	**1,540 mm**
With pallet	**1,685 mm**
Nett weight	**336 kg**
Volume	**1.56 m³**

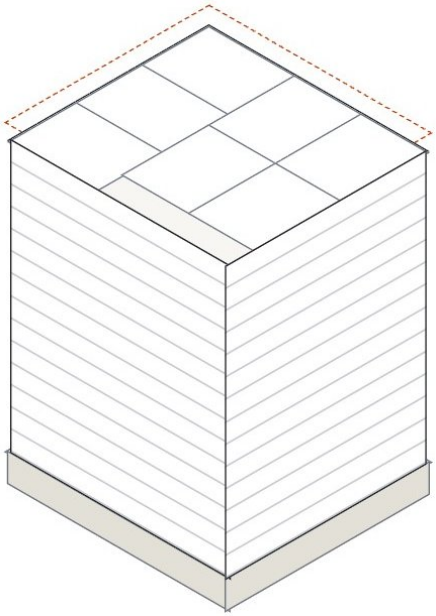

Dashed outline · 1,700 mm load envelope

FL17000 carton 465 × 360 × 110 mm

98 pcs / pallet

7 PER LAYER × 14 LAYERS

Interlocked · 3 + 4

Load footprint	**1,185 × 1,080 mm**
Stack height	**1,540 mm**
With pallet	**1,685 mm**
Nett weight	**412 kg**
Volume	**1.80 m³**

** Pallet plans assume a 145 mm block pallet 1,200 × 1,100 mm, cartons laid flat and stretch-wrapped · Carton dimensions and weights ± 5 % · Nett weight excludes pallet.*

APPLICATIONS

- Ports & Terminals
- Tower Cranes
- Stadiums
- High-Mast Towers & Unipoles

SP Spot Light

A long-throw die-cast aluminium spotlight in five wattages from 110 W to 480 W, with 18° to 90° beam options and up to 70,000 lm. IP66 rated for ports, stadiums, high-mast towers and tower cranes.

70,000 lm
LUMINOUS FLUX (5700K)

480 W
MAX. SYSTEM POWER

146 lm/W
PEAK EFFICACY

18–90°
BEAM ANGLE OPTIONS



COMMON SPECIFICATIONS

Shared across all wattages, colour temperatures and beam angles

CRI	Ra > 80 / R9 > 0	**Input Power (AC)**	180–277 V 50/60 Hz (100–277 V optional)
Power Factor	> 0.95 @ 240 V AC	**Working Temp.**	Ambient max. 50 °C
IP Rating	IP66	**Beam Angles**	18° / 25° / 60° / 75° / 90°
Housing Material	Extruded Aluminium Heat Sink & Optical Lens	**Avg. Beam Angle (50%)**	26.4° / 77.0° (SP70000)
Lumen Tolerance	± 5 %	**Warranty**	3 years

MODELS

Five wattages × two colour temperatures × beam options · ± 5 % lumen tolerance

PART NO.	WATTAGE	COLOUR TEMP.	LUMENS	BEAM	LM / W	INPUT (AC)	SIZE (L×W)	WEIGHT
SP70000C	480 W	**5700 K (Cool)**	70,000	25° / 75°	146	240V @ 2A	350 × 420 mm	15,000 g
SP70000N	480 W	**4000 K (Natural)**	70,000	25° / 75°	146	240V @ 2A	350 × 420 mm	15,000 g
SP70000W	480 W	**3000 K (Warm)**	66,700	25° / 75°	139	240V @ 2A	350 × 420 mm	15,000 g
SP42000C	330 W	**5700 K (Cool)**	42,900	18° / 60° / 90°	130	240V @ 1375mA	530 × 355 mm	9,200 g
SP42000N	330 W	**4000 K (Natural)**	42,900	18° / 60° / 90°	130	240V @ 1375mA	530 × 355 mm	9,200 g
SP42000W	330 W	**3000 K (Warm)**	40,250	18° / 60° / 90°	122	240V @ 1375mA	530 × 355 mm	9,200 g
SP28000C	220 W	**5700 K (Cool)**	28,600	18° / 60° / 90°	130	240V @ 916mA	370 × 355 mm	6,300 g
SP28000N	220 W	**4000 K (Natural)**	28,600	18° / 60° / 90°	130	240V @ 916mA	370 × 355 mm	6,300 g
SP28000W	220 W	**3000 K (Warm)**	26,800	18° / 60° / 90°	122	240V @ 916mA	370 × 355 mm	6,300 g
SP21000C	165 W	**5700 K (Cool)**	21,500	18° / 60° / 90°	130	240V @ 687mA	290 × 355 mm	5,300 g
SP21000N	165 W	**4000 K (Natural)**	21,500	18° / 60° / 90°	130	240V @ 687mA	290 × 355 mm	5,300 g
SP21000W	165 W	**3000 K (Warm)**	20,130	18° / 60° / 90°	122	240V @ 687mA	290 × 355 mm	5,300 g
SP14000C	110 W	**5700 K (Cool)**	14,300	18° / 60° / 90°	130	240V @ 458mA	210 × 355 mm	4,400 g
SP14000N	110 W	**4000 K (Natural)**	14,300	18° / 60° / 90°	130	240V @ 458mA	210 × 355 mm	4,400 g
SP14000W	110 W	**3000 K (Warm)**	13,400	18° / 60° / 90°	122	240V @ 458mA	210 × 355 mm	4,400 g

** ± 10 % Lux accuracy · Test environment @ 25 °C · Specifications subject to change without prior notice · Product images for illustration only.*

MODEL RANGE Module count rises with wattage · shown to relative scale



SP14000
110 W · 2 modules
14,600 lm



SP21000
160 W · 3 modules
21,300 lm



SP28000
220 W · 4 modules
28,600 lm



SP42000
330 W · 6 modules
42,900 lm



SP70000
480 W · 2 modules
70,000 lm

DIMENSIONAL DRAWINGS All models · Unit: mm / gram · front, rear, side and top views

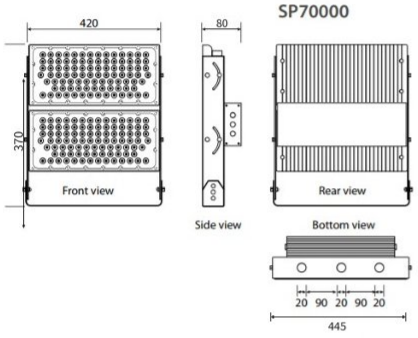

SP70000 350 × 420 mm 15,000 g ± 5 %

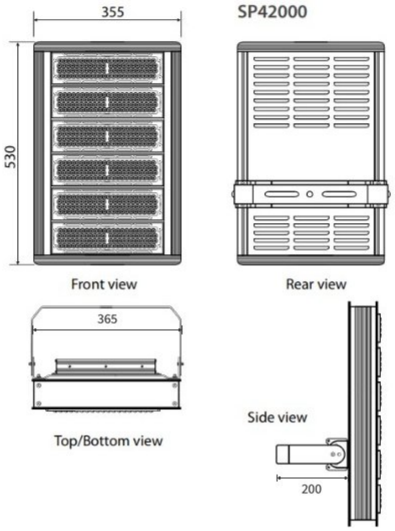

SP42000 530 × 355 mm 9,200 g ± 5 %

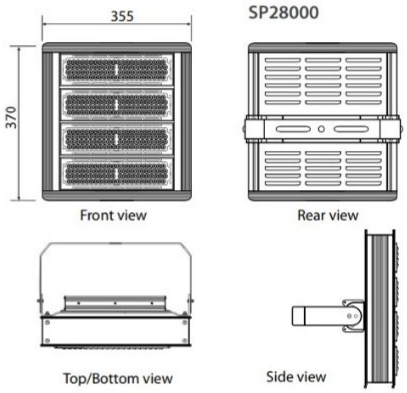

SP28000 370 × 355 mm 6,300 g ± 5 %

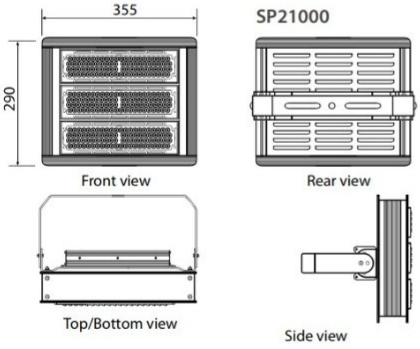

SP21000 290 × 355 mm 5,300 g ± 5 %

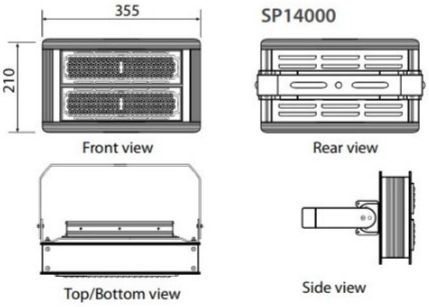

SP14000 210 × 355 mm 4,400 g ± 5 %

BEAM SPREAD Beam diameter on the working plane · geometric (2H · tan ½θ)

18° **60°** **90°**

Optical options · 18° / 25° / 60° / 75° / 90°

H	18°	25°	60°	75°	90°
5 m	1.6	2.2	5.8	7.7	10.0
10 m	3.2	4.4	11.5	15.3	20.0
15 m	4.8	6.7	17.3	23.0	30.0
20 m	6.3	8.9	23.1	30.7	40.0
25 m	7.9	11.1	28.9	38.4	50.0
30 m	9.5	13.3	34.6	46.0	60.0

CARTON DIMENSIONS & WEIGHTS

Single-unit export carton · unit: mm / kg

ITEM	POWER	QTY	L	W	H	NETT WT.	M³
SP14000	110 W	1	410	310	170	**4.90 kg**	0.022
SP21000	165 W	1	410	310	170	**6.00 kg**	0.022
SP28000	220 W	1	400	400	170	**7.00 kg**	0.027
SP42000	330 W	1	570	400	170	**10.10 kg**	0.039
SP70000	480 W	1	490	490	260	**16.00 kg**	0.062

PALLET LOADING

Block pallet 1,200 × 1,100 mm · max load height 1,700 mm

SP14000

carton 410 × 310 × 170 mm

54 pcs / pallet

6 PER LAYER × 9 LAYERS

Load footprint	**820 × 930 mm**	Nett weight	**265 kg**
Stack height	**1,530 mm**	Volume	**1.17 m³**
With pallet	**1,675 mm**		

SP21000

carton 410 × 310 × 170 mm

54 pcs / pallet

6 PER LAYER × 9 LAYERS

Load footprint	**820 × 930 mm**	Nett weight	**324 kg**
Stack height	**1,530 mm**	Volume	**1.17 m³**
With pallet	**1,675 mm**		

SP28000

carton 400 × 400 × 170 mm

54 pcs / pallet

6 PER LAYER × 9 LAYERS

Load footprint	**1,200 × 800 mm**	Nett weight	**378 kg**
Stack height	**1,530 mm**	Volume	**1.47 m³**
With pallet	**1,675 mm**		

SP42000

carton 570 × 400 × 170 mm

36 pcs / pallet

4 PER LAYER × 9 LAYERS

Load footprint	**1,140 × 800 mm**	Nett weight	**364 kg**
Stack height	**1,530 mm**	Volume	**1.40 m³**
With pallet	**1,675 mm**		

SP70000

carton 490 × 490 × 260 mm

20 pcs / pallet

4 PER LAYER × 5 LAYERS

Load footprint	**980 × 980 mm**	Nett weight	**320 kg**
Stack height	**1,300 mm**	Volume	**1.25 m³**
With pallet	**1,445 mm**		

** Pallet plans assume a 145 mm block pallet 1,200 × 1,100 mm, cartons laid flat and stretch-wrapped · Carton dimensions and weights ± 5 %*

APPLICATIONS

- Vehicles
- Battery Operated
- Machinery
- Solar Systems

FD DC Floodlight

A 12–30 V DC floodlight for vehicles, machinery and battery or solar systems. Die-cast aluminium heatsink with tempered glass, 110° projection and IP66 protection, in 27 W and 60 W.

7,700 lm
LUMINOUS FLUX (5700K)

60 W
MAX. SYSTEM POWER

128 lm/W
PEAK EFFICACY

12–30 V DC
INPUT VOLTAGE



COMMON SPECIFICATIONS

Shared across both wattages and colour temperatures

CRI	Ra > 80 / R9 > 0	**Input Power (DC)**	12–30 V DC
Power Efficiency	92 %	**Working Temp.**	Ambient max. 50 °C
IP Rating	IP66	**Projection Angle**	110°
Housing Material	Die-cast aluminium base (heatsink) & glass	**Warranty**	3 years

MODELS

Two wattages × two colour temperatures

PART NO.	WATTAGE	COLOUR TEMP.	LUMENS	LM / W	SIZE (L×W×H)	WEIGHT
FD8300C	60 W	**5700 K (Cool)**	7,700	128	265 × 220 × 50 mm	2,100 g
FD8300W	60 W	**3000 K (Warm)**	7,320	122	265 × 220 × 50 mm	2,100 g
FD2800C	27 W	**5700 K (Cool)**	2,800	104	190 × 152 × 40 mm	800 g
FD2800W	27 W	**3000 K (Warm)**	2,600	97	190 × 152 × 40 mm	800 g

DIMENSIONAL DRAWINGS

Unit: mm / gram · shown to relative scale

FD8300 60 W · 2,100 g ± 5 %

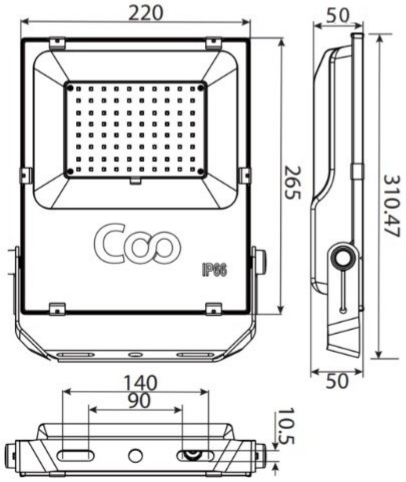

FD2800 27 W · 800 g ± 5 %

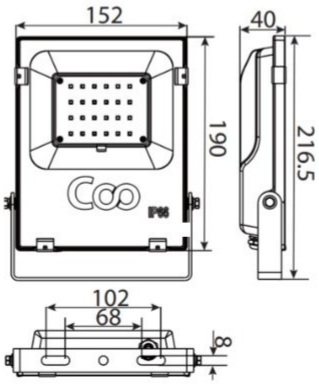



APPLICATIONS

- Street Lights
- Walkways
- Factory Compounds
- Car Park Areas
- Storage Yards

ST Street Light

A die-cast aluminium street light at up to 120 lm/W, in 75 W and 150 W and up to 17,000 lm. IP66 sealed, with a wide 140° × 75° road optic for streets, car parks, walkways, storage yards and factory compounds.

17,000 lm
LUMINOUS FLUX (5700K)

150 W
MAX. SYSTEM POWER

120 lm/W
PEAK EFFICACY

140 × 75°
PROJECTION ANGLE



35

COMMON SPECIFICATIONS

Shared across all wattages and colour temperatures

CRI	Ra > 80 / R9 > 0	**Input Power (AC)**	180–277 V 50/60 Hz (100–277 V optional)
Power Factor	> 0.95 @ 240 V AC	**Working Temp.**	Ambient max. 50 °C
Projection Angle	140° × 75°	**IP Rating**	IP66
Housing Material	Die-cast aluminium base (heatsink) & lens	**Warranty**	2 years

MODELS

Two wattages · 5700 K / 3000 K · lumens ± 5 %

PART NO.	WATTAGE	COLOUR TEMP.	LUMENS	LM / W	ANGLE	DRIVER	SIZE (L × W × D)	WEIGHT
ST17000C	150 W	**5700 K (Cool)**	17,000	113	**140° × 75°**	625 mA	630 × 215 × 90	5,100 g
ST17000W	150 W	**3000 K (Warm)**	16,000	107	**140° × 75°**	625 mA	630 × 215 × 90	5,100 g
ST9000C	75 W	**5700 K (Cool)**	9,000	120	**140° × 75°**	313 mA	430 × 160 × 90	3,200 g
ST9000W	75 W	**3000 K (Warm)**	8,400	112	**140° × 75°**	313 mA	430 × 160 × 90	3,200 g





DIMENSIONAL DRAWINGS Top, side and end views · unit: mm

ST17000 150 W

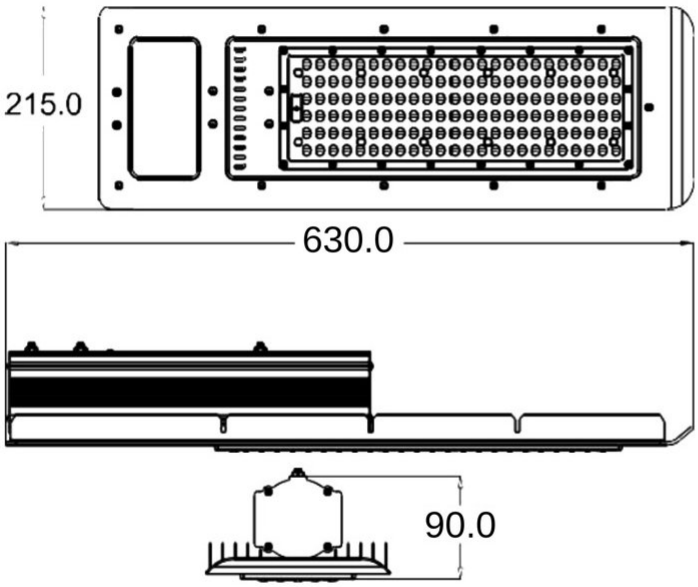

630 (L) × 215 (W) × 90 (D) 5,100 g ± 5 %

ST9000 75 W

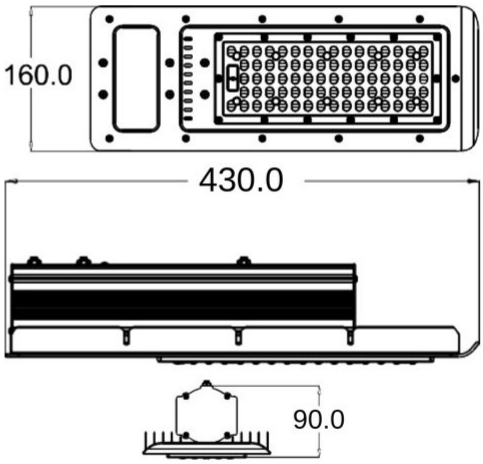

430 (L) × 160 (W) × 90 (D) 3,200 g ± 5 %

POLE MOUNTING Spigot adaptor · fits Ø63 mm pole arm, Ø41 mm with reducer

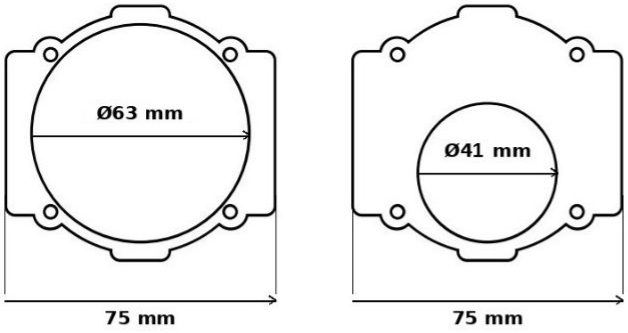

Standard spigot

Ø63 mm

Left view · 75 mm adaptor width

With reducer

Ø41 mm

Right view · 75 mm adaptor width

LUMINOUS INTENSITY DISTRIBUTION Candela distribution · C0–C180 / C90–C270

ST17000 avg. beam angle (50 %) 109.7° · C0/180 147.7° · C90/270 71.6°

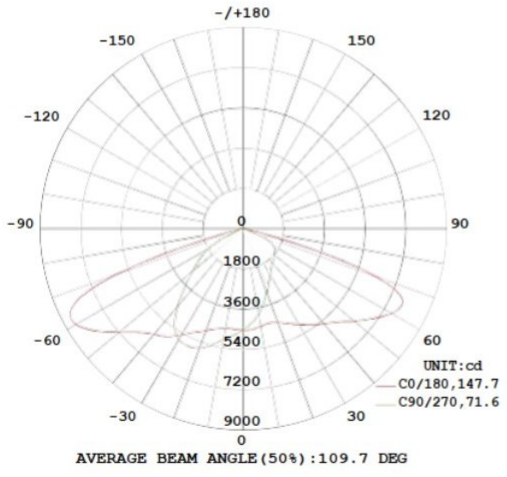

C0 / 180 C90 / 270 unit: cd

ST9000 avg. beam angle (50 %) 105.4° · C0/180 143.0° · C90/270 67.8°

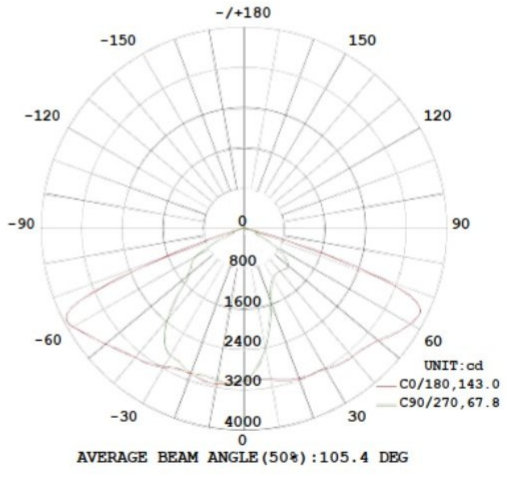

C0 / 180 C90 / 270 unit: cd

PACKAGING SIZE
Outer carton · 1 pc / carton · drawn to the same scale · unit: mm

ST17000 (150 W) 1 pc / carton · 5.2 kg



ST9000 (75 W) 1 pc / carton · 3.3 kg

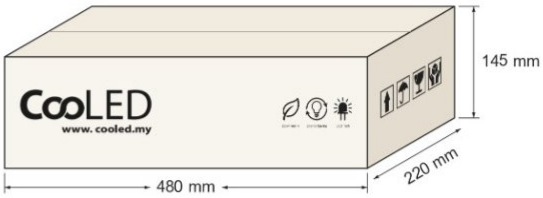

CARTON DIMENSIONS & WEIGHTS
Single-unit export carton · unit: mm / kg

ITEM	POWER	QTY	L	W	H	GROSS WT.	M³
ST17000	150 W	1	685	270	145	**5.2 kg**	0.027
ST9000	75 W	1	480	220	145	**3.3 kg**	0.015

PALLET LOADING
Block pallet 1,200 × 1,100 mm · max load height 1,700 mm

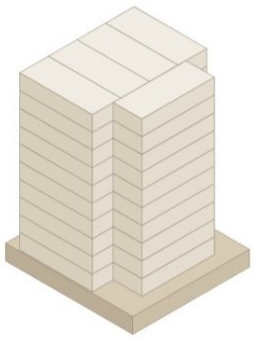

ST17000
carton 685 × 270 × 145 mm · 1 pc

50 pcs / pallet

5 CTNS PER LAYER × 10 LAYERS

Load footprint	**955 × 1,080 mm**	Gross weight	**260 kg**
Stack height	**1,450 mm**	Volume	**1.34 m³**
With pallet	**1,595 mm**		



ST9000
carton 480 × 220 × 145 mm · 1 pc

120 pcs / pallet

12 CTNS PER LAYER × 10 LAYERS

Load footprint	**1,180 × 1,100 mm**	Gross weight	**396 kg**
Stack height	**1,450 mm**	Volume	**1.84 m³**
With pallet	**1,595 mm**		

** Pallet plans assume a 145 mm block pallet 1,200 × 1,100 mm, cartons laid flat and stretch-wrapped · Carton dimensions and weights ± 5 %*

SOLAR **SS | Solar Street Light**

SERIES · SS13000 / SS7000

APPLICATIONS

- Rural & Remote Area
- Residential & Industrial Area
- Security Area Lighting
- Pedestrian Paths & Cycle Lanes

All-in-Two Solar Street Light

A 24 V off-grid luminaire engineered for tropical conditions, in two power classes. MPPT step-up driver, $LiFePO_4$ storage and microwave-based adaptive dimming — each available in 5700 K and 3000 K.

80 / 40 W
LED POWER CLASSES

13,000 lm
MAX. FLUX (80 W · 5700 K)

100 / 60 W
MONO PV · VMP 36 V

Ø64.7 mm
POLE MOUNT



COMMON SPECIFICATIONS

Shared across both power classes and colour temperatures

System Architecture	24 V (25.6 V $LiFePO_4$)	**Charge Controller**	MPPT Step-Up CC Driver
Battery Range	24.0 V – 29.2 V	**Motion Sensor**	Microwave · 8 m H · 10 m R
Housing	Die-cast Aluminium + PC Lens	**Mounting Height**	7 – 8 m
Pole Mount	Ø 64.7 mm	**IP Rating**	IP65 · Ambient max. 50 °C

MODELS

Two power classes × two colour temperatures · ± 5 % lumen tolerance

SPECIFICATION	80 W SS13000C / SS13000W	40 W SS7000C / SS7000W
Part No. · 5700 K	**SS13000C**	**SS7000C**
Part No. · 3000 K	**SS13000W**	**SS7000W**
Lumens at Full Load · 5700 K	13,000 lm · 163 lm/W	7,000 lm · 175 lm/W
Lumens at Full Load · 3000 K	12,000 lm · 150 lm/W	6,500 lm · 163 lm/W
LED Chips	144 PCS · 6S24P · 6 V	96 PCS · 6S16P · 6 V
LFP Battery	24 V · 15 Ah	24 V · 12 Ah
Solar Panel (PV)	100 W Mono · Vmp 36 V	60 W Mono · Vmp 36 V
PV Dimensions	900 × 670 × 25 mm	670 × 540 × 25 mm
Luminaire Size (H×W×D)	696.4 × 233 × 135 mm	672.5 × 200 × 130 mm
Weight	TBA	TBA

DRAWING · 80 W

SS13000 · Unit: mm

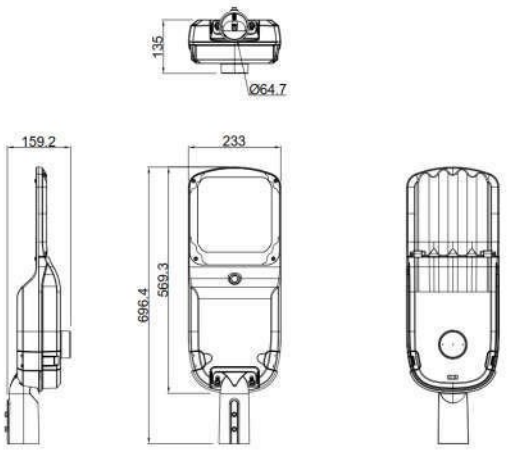

DRAWING · 40 W

SS7000 · Unit: mm

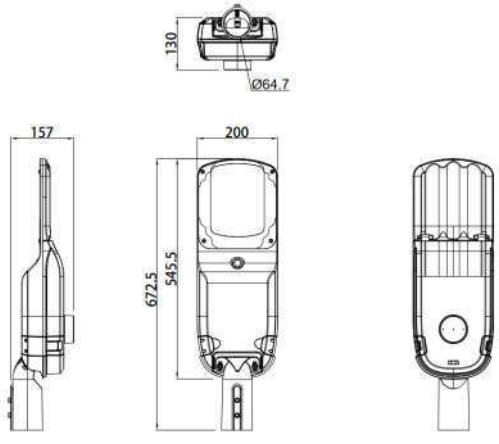

** ± 10 % Lux accuracy · Test environment @ 25 °C · Photometric data available on request · Specifications subject to change without prior notice.*

OUTDOOR **WL | Outdoor Wall Light** SERIES · WL24-ARC

APPLICATIONS

- Residential Façades & Porches
- Walkways & Garden Walls
- Hotel & Commercial Entrances
- Perimeter & Car Park Walls

Up-Down Outdoor Wall Light

A die-cast wall luminaire with independent up and down optics for façades, corridors and entrances. Sealed IP65 body, integral surge protection and an optional dusk-to-dawn photocell.

2,640 lm
LUMINOUS FLUX (3000K)

24 W
SYSTEM POWER

110 lm/W
EFFICACY

IP65
INGRESS PROTECTION



COMMON SPECIFICATIONS

Shared across both colour temperatures

Input Voltage	220 – 240 V AC · 50/60 Hz	**Power Factor**	> 0.92
THD	< 15 %	**Optic**	Up / down asymmetric, 2 × 60°
CRI	Ra > 80	**Housing**	Die-cast aluminium, powder coated
Finish	Matt black / matt grey	**Lens**	Tempered glass, 4 mm
IP Rating	IP65	**Mounting**	Surface, 100 × 55 mm mounting base
Mounting Height	2.2 – 3.5 m	**Working Temp.**	–20 °C to +45 °C

MODELS

24 W in two colour temperatures · ± 5 % lumen tolerance

PART NO.	WATTAGE	COLOUR TEMP.	LUMENS	LM / W	SIZE (L×W×H)	WEIGHT
WL024W	24 W	**3000 K (Warm)**	2,640	110	245 × Ø95 mm	1.4 kg
WL024N	24 W	**4000 K (Neutral)**	2,760	115	245 × Ø95 mm	1.4 kg

DRAWING

Front view · Unit: mm

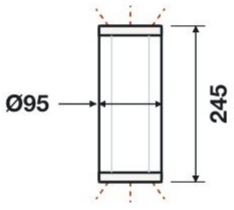

WALL MOUNTING

Surface mount · Unit: mm

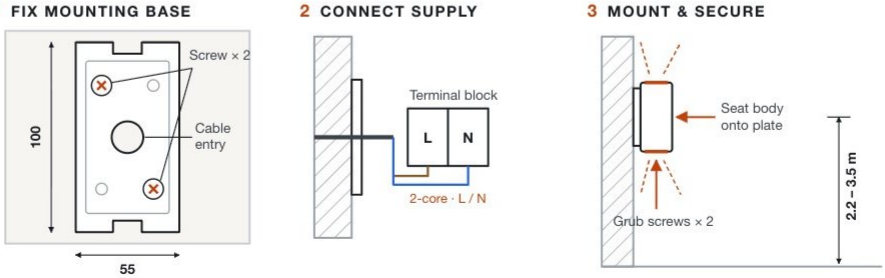

APPLICATIONS

- Warehouses
- Shopping Malls
- Factories
- Indoor Sports Centres

SHU Smart UFO Highbay Light

160 W and 210 W highbay with motion and daylight sensing over a gateway-free ZigBee mesh. Up to 31,500 lm, 60° and 90° optics.

31,500 lm
LUMINOUS FLUX (5700K)

5.8 GHz
MICROWAVE MOTION SENSOR

30 units
PER ZIGBEE GROUP

156 lm/W
PEAK EFFICACY



COMMON SPECIFICATIONS

Shared across both wattages, colour temperatures and projection angles

CRI	Ra > 80 / R9 > 0	**Input Power (AC)**	100–277 V 50/60 Hz
Inrush Current (I²T)	1.5 A²S max @ 230 V AC full load	**Surge Protection**	4 kV line–line, 6 kV line–earth
Power Factor	> 0.95 @ 240 V AC	**THD**	7 % typ., 15 % max
Working Temp.	Max. Tc –40 °C to 75 °C	**Projection Angles**	60° / 90°
Housing Material	Die Cast Aluminium Base (Heatsink) & Polycarbonate Lens	**Smart Control**	Motion + daylight sensor, ZigBee mesh

MODELS

Part suffix –60 / –90 sets the projection angle · ± 10 % lumen tolerance

PART NO.	WATTAGE	COLOUR TEMP.	LUMENS	LM / W	ANGLE	INPUT / DRIVER	SIZE (H × Ø)	WEIGHT
SHU30000C-60	210 W	**5700 K (Cool)**	29,500	144	**60°**	240 V @ 875 mA	185 (H) × 380 Ø	3,200 g
SHU30000C-90	210 W	**5700 K (Cool)**	31,500	150	**90°**	240 V @ 875 mA	185 (H) × 380 Ø	3,200 g
SHU30000W-60	210 W	**3000 K (Warm)**	27,400	131	**60°**	240 V @ 875 mA	185 (H) × 380 Ø	3,200 g
SHU30000W-90	210 W	**3000 K (Warm)**	29,300	139	**90°**	240 V @ 875 mA	185 (H) × 380 Ø	3,200 g
SHU24000C-60	160 W	**5700 K (Cool)**	23,000	144	**60°**	240 V @ 667 mA	182 (H) × 340 Ø	2,600 g
SHU24000C-90	160 W	**5700 K (Cool)**	25,000	156	**90°**	240 V @ 667 mA	182 (H) × 340 Ø	2,600 g
SHU24000W-60	160 W	**3000 K (Warm)**	21,400	134	**60°**	240 V @ 667 mA	182 (H) × 340 Ø	2,600 g
SHU24000W-90	160 W	**3000 K (Warm)**	23,200	145	**90°**	240 V @ 667 mA	182 (H) × 340 Ø	2,600 g

SMART CONTROL FEATURES

Built into the 160 W and 210 W models

Microwave Motion Sensor 5.8 GHz
Max. diameter 13 m @ 7.5 m height, 8 m @ 10 m height

Infrared Daylight Sensor
0–600 lux threshold

ZigBee Wireless Network Mesh
Communication distance up to 30 m

Easy Grouping without Gateway
Max. 30 units per group

3-Level Control
On / off and dimming

** ± 10 % Lux accuracy · Test environment @ 25 °C · Specifications subject to change without prior notice · Product images for illustration only.*

DIMENSIONAL DRAWINGS
All models · Unit: mm · side and bottom views · luminous intensity per optic

SHU30000 210 W · Ø380

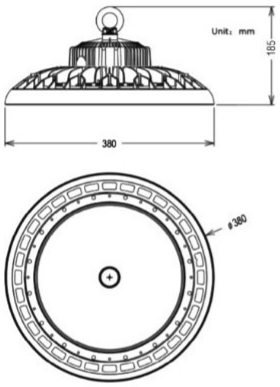

H 185 · Ø 380 mm

SHU24000 160 W · Ø340

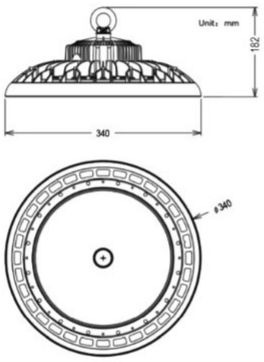

H 182 · Ø 340 mm

60° narrow

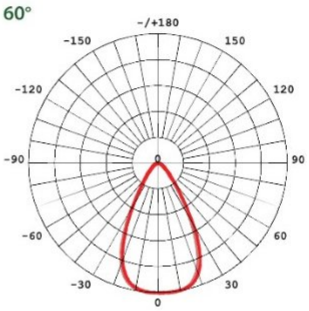

90° wide

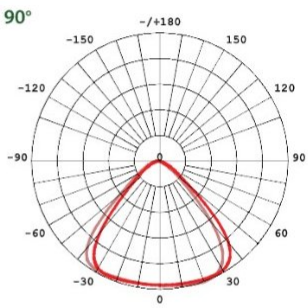

HOW THE MOTION SENSOR WORKS
Microwave motion sensor + infrared daylight sensor

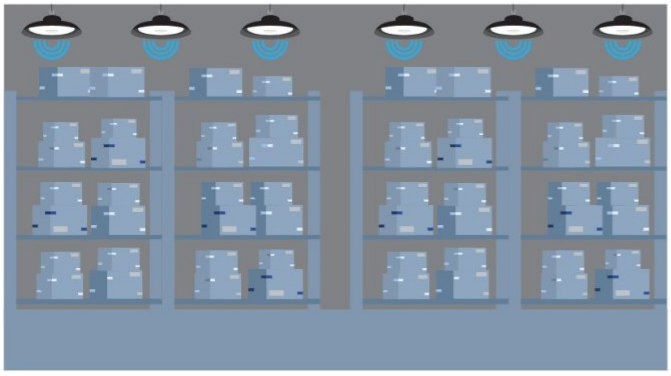

No motion detected — all lights are off.



Motion detected — the selected group is triggered on.

DETECTION RANGE & CONTROL
Gateway-free ZigBee mesh · up to 30 units per group

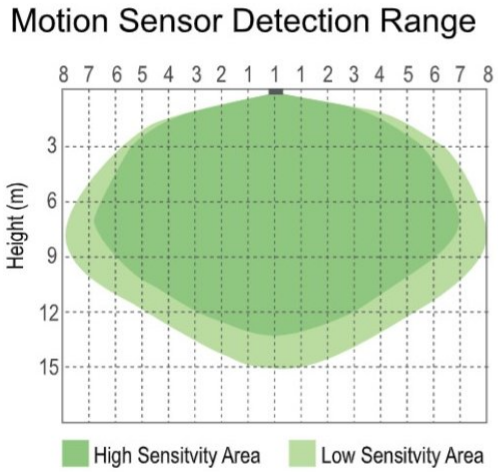

ZigBee Mesh Network
Up to 30 m between units

Zoning & Grouping
No gateway required

Adjustable Dimming
3-level on / off and dimming

Automatic On / Off
Daylight threshold 0–600 lux

** All dimensions in mm · Weights ± 5 % · Sensor ranges measured at 25 °C, ± 10 % accuracy.*

CARTON DIMENSIONS & WEIGHTS

Single-unit export carton · unit: mm / kg

ITEM	POWER	QTY	L	W	H	NETT WT.	M³
SHU24000	160 W	1	350	350	170	**3.10 kg**	0.021
SHU30000	210 W	1	400	400	170	**3.90 kg**	0.027

PALLET LOADING

Block pallet 1,200 × 1,100 mm · max load height 1,700 mm

SHU24000

carton 350 × 350 × 170 mm

72 pcs / pallet

9 PER LAYER × 8 LAYERS



Load footprint	1,050 × 1,050 mm
Nett weight	223 kg
Stack height	1,360 mm
Volume	1.50 m³
With pallet	1,505 mm

SHU30000

carton 400 × 400 × 170 mm

48 pcs / pallet

6 PER LAYER × 8 LAYERS



Load footprint	1,200 × 800 mm
Nett weight	187 kg
Stack height	1,360 mm
Volume	1.31 m³
With pallet	1,505 mm

** Pallet plans assume a 145 mm block pallet 1,200 × 1,100 mm, cartons laid flat and stretch-wrapped · Carton dimensions and weights ± 5 %*

APPLICATIONS

- Industrial Cold Rooms
- High-humidity Areas
- Rain-prone Areas
- Covered Car Parks

SWP Smart Weatherproof Batten Light

An IP65 polycarbonate batten with built-in microwave motion and daylight sensing. Lights group over a ZigBee mesh with no gateway, switch and dim automatically, and are set up with a hand-held remote.

5,016 lm
LUMINOUS FLUX

38 W
SYSTEM POWER

132 lm/W
EFFICACY

120°
PROJECTION ANGLE



INTEGRATED LED · NO TUBE REQUIRED
LED board is built into the sealed housing, so there's no T8 tube to buy, fit or replace.

IP65 · SMART



SERIES · SWP

COMMON SPECIFICATIONS

Shared across all wattages, lengths and colour temperatures

CRI	Ra > 80 / R9 > 0	**Input Power (AC)**	200–240 V 50/60 Hz
Power Factor	> 0.95 @ 240 V AC	**Working Temp.**	Ambient max. 50 °C
IP Rating	IP65	**Projection Angle**	120°
Housing Material	High-impact Polycarbonate (PC) Enclosure/Diffuser, 6063 Aluminum Plate & Silicone Gasket	**Light Source**	Built-in LED — T8 / T5 tubes not required
Lumen Tolerance	± 10 %	**Warranty**	2 years

SMART CONTROL FEATURES

Built-in sensors · ZigBee mesh · no gateway required

Microwave Motion Sensor
120° detection @ 6 m height

Infrared Daylight Sensor
0 – 2,000 lux

ZigBee Wireless Mesh
Network control between fittings

Easy Grouping
No gateway · max. 30 units per group

3-Level Control
On / off & dimming

Remote Control
Operating distance up to 10 m

LIGHT DISTRIBUTION

beam 118.9° (50 %)

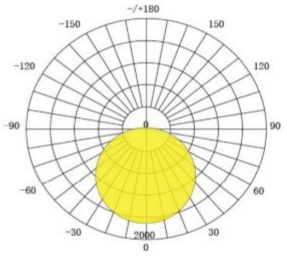

MODELS

One length × three colour temperatures · ± 10 % lumen tolerance

PART NO.	WATTAGE	COLOUR TEMP.	LUMENS	LM / W	INPUT / DRIVER	SIZE (L × W × H)	IN-RUSH (TYP.) Peak / duration at 50 % Ipeak	WEIGHT
SWP5000C	38 W	6500 K (Daylight)	5,016	132	240 V @ 160 mA	1,230 × 74 × 74	13.87 A / 255 µs	1,200 g
SWP5000N	38 W	4000 K (Natural)	5,016	132	240 V @ 160 mA	1,230 × 74 × 74	13.87 A / 255 µs	1,200 g
SWP5000W	38 W	3000 K (Warm)	4,636	122	240 V @ 160 mA	1,230 × 74 × 74	13.87 A / 255 µs	1,200 g

** ± 10 % Lux accuracy · Test environment @ 25 °C · Specifications subject to change without prior notice · Product images for illustration only.*

DIMENSIONAL DRAWING SWP5000 · 1,230 × 74 × 74 · Unit: mm

SWP5000 38 W **1,230 × 74 × 74**

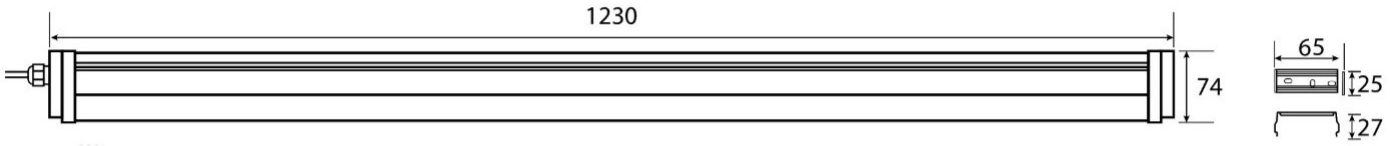

MOTION SENSOR Microwave motion sensor + infrared daylight sensor



A No Motion Detected

All lights are OFF.

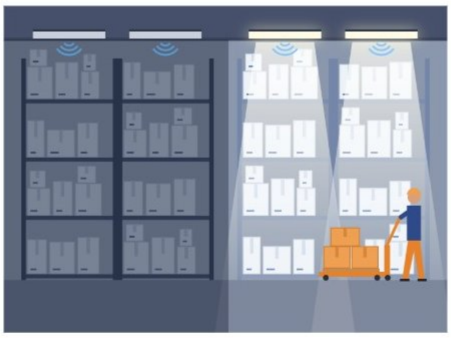

B Motion Detected

The selected group of lights is triggered ON.

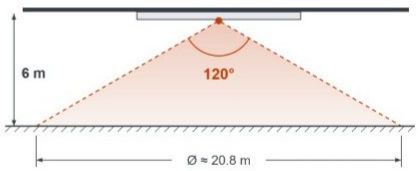

C Sensing Angle

120° detection cone at 6 m mounting height.

INSTALLATION Brackets supplied with every unit · isolate the supply before fixing

A Surface Mounting

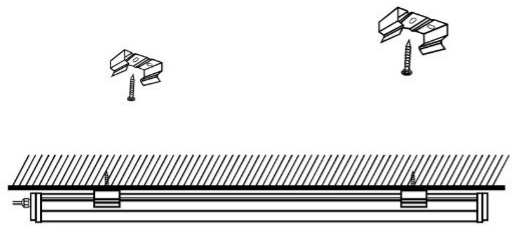

1. Secure the brackets to the ceiling.
2. Clip the housing onto the brackets.

B Chain Suspended Mounting (optional)

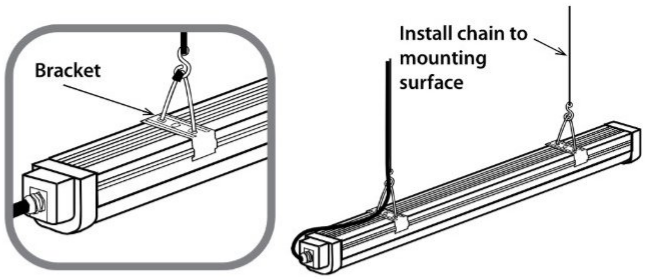

1. Clip the brackets to the housing.
2. Attach V-hooks to the brackets.
3. Attach the chain to the hooks and the mounting surface.

PACKING Outer carton · 9 pcs / carton · unit: mm / kg

SWP5000 Export carton · 9 pcs



CARTON L × W × H	QTY	NETT WT.	VOLUME
1,260 × 260 × 260	9 pcs	13.5 kg	0.085 m³

PALLET LOADING

Block pallet 1,300 × 1,100 mm · max load 1,700 mm

180 pcs / pallet

20 CTNS · 4 PER LAYER × 5 LAYERS

Load footprint	1,260 × 1,040 mm
Stack / with pallet	1,300 mm / 1,445 mm
Nett weight	270 kg
Volume	1.70 m³

** All dimensions in mm · Weights ± 5 % · Pallet plan assumes cartons laid flat and stretch-wrapped · Install with the supply isolated.*

SMART DOWNLIGHT **SDN**

SERIES · SDN

APPLICATIONS

- Corridors & Walkways
- Staircases & Landings
- Toilets & Washrooms
- Lift & Car Park Lobbies
- Pantries & Meeting Rooms
- Store & Utility Rooms

SDN Smart Downlight

A recessed die-cast aluminium downlight with PIR motion and constant daylight sensing built into the trim. Fittings group over a ZigBee mesh with no gateway, switch and dim automatically, and are set up with a hand-held remote.

1,980–3,300 lm
LUMINOUS FLUX

18 / 30 W
SYSTEM POWER

110 lm/W
EFFICACY

55 / 100°
BEAM ANGLE



SENSORS BUILT INTO THE TRIM
PIR and daylight sensors sit in the face ring, so there's no separate detector to buy, mount or wire.

RECESSED · SMART



SERIES · SDN

COMMON SPECIFICATIONS

Shared across both sizes, beam angles and colour temperatures

Structure Material	Die-cast aluminium	**Input Power (AC)**	240 V
Finish	Powder coated	**Projection Angle**	55° / 100°
Lens Material	Polycarbonate (PC)	**Mounting**	Recessed
Fixture Colour	White	**Warranty**	3 years

SMART CONTROL FEATURES

Built-in sensors · ZigBee mesh · no gateway required

PIR Motion Sensor
60° detection @ 5 m height

Constant Daylight Sensor
0 – 8,000 lux

ZigBee Wireless Mesh
Network control between fittings

Easy Grouping
Zoning & grouping · no gateway

3-Level Control
On / off & dimming

Remote Control
Hand-held set-up & override

MODELS

Two sizes × two colour temperatures × two beam angles

PART NO.	WATTAGE	COLOUR TEMP.	LUMENS	LM / W	BEAM	INPUT (AC)	SIZE (H × Ø)	CUT-OUT	WEIGHT
SDN2000C-55	18 W	5700 K (Daylight)	1,980	110	55°	240 V @ 75 mA	72 × Ø 105.4	Ø 100	500 g
SDN2000C-100	18 W	5700 K (Daylight)	1,980	110	100°	240 V @ 75 mA	72 × Ø 105.4	Ø 100	500 g
SDN2000N-55	18 W	4000 K (Natural)	1,980	110	55°	240 V @ 75 mA	72 × Ø 105.4	Ø 100	500 g
SDN2000N-100	18 W	4000 K (Natural)	1,980	110	100°	240 V @ 75 mA	72 × Ø 105.4	Ø 100	500 g
SDN3300C-55	30 W	5700 K (Daylight)	3,300	110	55°	240 V @ 125 mA	81.2 × Ø 170.3	Ø 155	1,100 g
SDN3300C-100	30 W	5700 K (Daylight)	3,300	110	100°	240 V @ 125 mA	81.2 × Ø 170.3	Ø 155	1,100 g
SDN3300N-55	30 W	4000 K (Natural)	3,300	110	55°	240 V @ 125 mA	81.2 × Ø 170.3	Ø 155	1,100 g
SDN3300N-100	30 W	4000 K (Natural)	3,300	110	100°	240 V @ 125 mA	81.2 × Ø 170.3	Ø 155	1,100 g

** ± 10 % Lux accuracy · Test environment @ 25 °C · Specifications subject to change without prior notice · Product images for illustration only.*

DIMENSIONAL DRAWING Unit: mm

SDN2000 18 W — **Cut-out Ø 100**

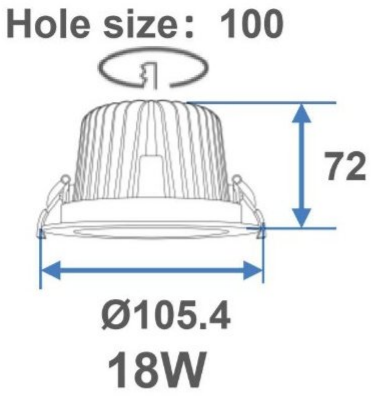

SDN3300 30 W — **Cut-out Ø 155**

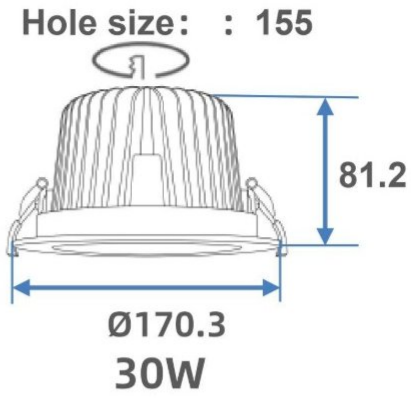

LUMINOUS INTENSITY DISTRIBUTION Average beam angle (50 %) · cd/klm

55° BEAM —55 models

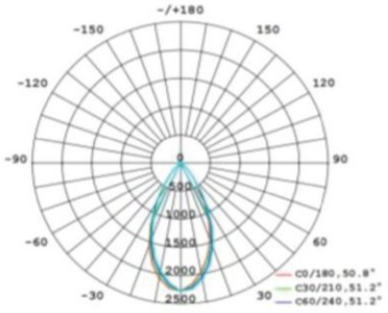

AVERAGE BEAM ANGLE(50%): 55 Deg

100° BEAM —100 models

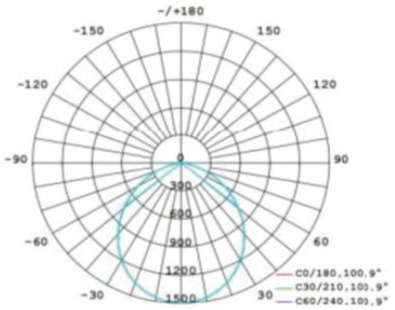

AVERAGE BEAM ANGLE(50%): 100 Deg

MOTION SENSOR PIR motion sensor + constant daylight sensor

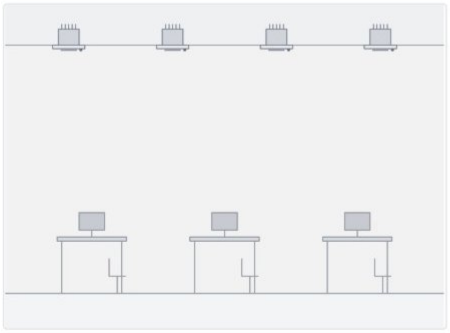

A No Motion Detected

Lights switch OFF, or dim to a low standby level — your choice.

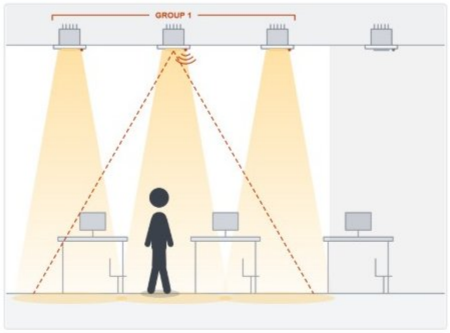

B Motion Detected

Lights in the group switch ON to the brightness you set.

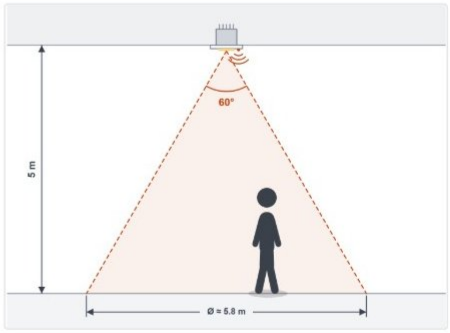

C Sensing Angle

60° detection cone · ≈ 5.8 m coverage at 5 m height.

** All dimensions in mm · Weights ± 5 % · Install with the supply isolated.*

SMART T8 LIGHT **STD**

SERIES · STD

APPLICATIONS · Offices · Car Parks · Storage Areas · Corridors & Walkways

STD Smart T8 Light

A smart LED T8 tube with built-in microwave motion and daylight sensing. It fits regular T8 brackets, groups over a ZigBee mesh with no gateway, switches and dims automatically, and is set up with a hand-held remote.

2,600 lm
LUMINOUS FLUX

18 W
SYSTEM POWER

144 lm/W
EFFICACY

140°
PROJECTION ANGLE



DROP-IN T8 · SENSORS BUILT IN

Fits standard T8 brackets, with motion and daylight sensors inside the tube — no separate detector to install.



COMMON SPECIFICATIONS

Shared across both colour temperatures

Structure Material	Polycarbonate + aluminium	**Input Power (AC)**	240 V
Finish	Polycarbonate	**Projection Angle**	140°
Lens Material	Polycarbonate (PC)	**Mounting**	Regular T8 bracket
Fixture Colour	White	**Warranty**	2 years

SMART CONTROL FEATURES

Built-in sensors · ZigBee mesh · no gateway required

Microwave Motion Sensor
120° detection @ 6 m height

Infrared Daylight Sensor
0 – 2,000 lux

ZigBee Wireless Mesh
Network control between fittings

Easy Grouping
No gateway · max. 30 units per group

3-Level Control
On / off & dimming

Remote Control
Operating distance up to 10 m

MODELS

One length × two colour temperatures · ± 10 % lumen tolerance

PART NO.	WATTAGE	COLOUR TEMP.	LUMENS	LM / W	BEAM	INPUT (AC)	SIZE (Ø × L)	WEIGHT
STD2600C-MID	18 W	**6500 K (Daylight)**	2,600	144	**140°**	240 V @ 75 mA	Ø 28 × 1,163	250 g
STD2600N-MID	18 W	**4000 K (Natural)**	2,600	144	**140°**	240 V @ 75 mA	Ø 28 × 1,163	250 g

** ± 10 % Lux accuracy · Test environment @ 25 °C · Specifications subject to change without prior notice · Product images for illustration only.*

DIMENSIONAL DRAWING

STD2600 · L120 · 2-sided wiring · Unit: mm



ITEM	A (MM)	B (MM)	C (MM)	D (MM)
L120	1,150	1,156.5	1,163	Ø 28

G13 bi-pin caps · double-ended supply. Live to the **L** end, Neutral to the **N** end.

WIRING · 2-SIDED

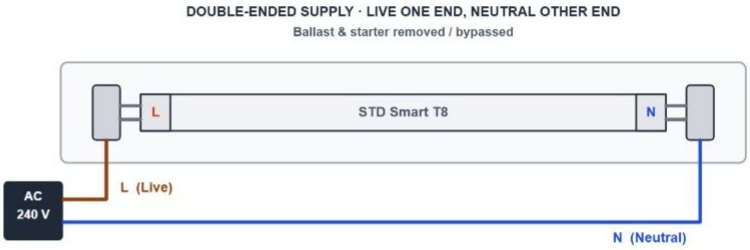

LIGHT DISTRIBUTION

beam 140° · cd/klm

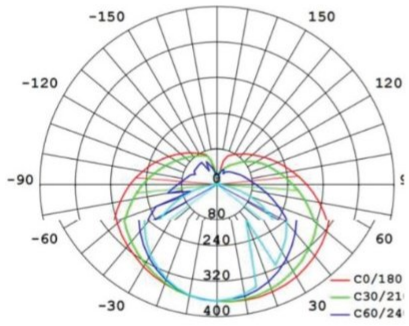

PROJECT REFERENCE

Car park installation



MOTION SENSOR

Microwave motion sensor + infrared daylight sensor

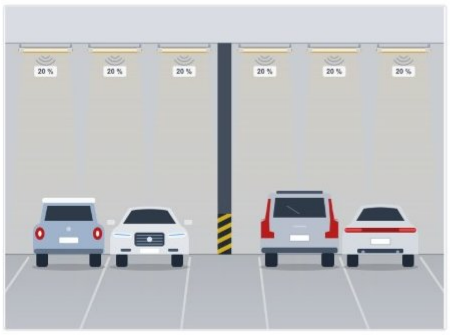

A No Motion Detected

Lights dim to a low standby level (e.g. 20 %) or switch OFF — your choice.



B Motion Detected

A car drives in — its group rises to full brightness; other zones stay dimmed.

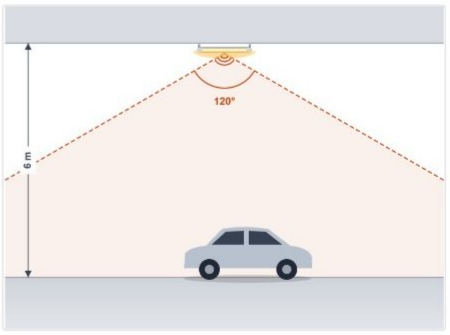

C Sensing Angle

120° detection cone at 6 m mounting height.

** All dimensions in mm · Weights ± 5 % · Install with the supply isolated.*

APPLICATIONS

- Offices
- Retail Outlets
- Production

SPD Smart Panel Light

A direct-lit LED panel with built-in PIR motion and infrared daylight sensors on a ZigBee wireless mesh. Lights switch, dim and group automatically — controlled by remote — in 4′ × 2′ and 2′ × 2′ sizes for 595 mm (-M) or 605 mm (-I) ceiling grids.

7,500 lm
LUMINOUS FLUX

60 W
MAX. SYSTEM POWER

125 lm/W
PEAK EFFICACY

60°
PIR SENSING @ 5 M

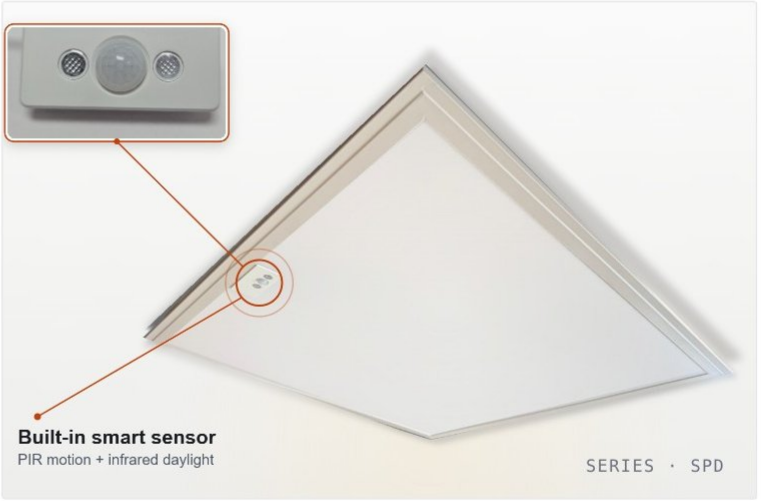

COMMON SPECIFICATIONS

Shared across both sizes and all colour temperatures

CRI	Ra > 80 / R9 > 0	**Input Power (AC)**	200–240 V 50/60 Hz
Power Factor	> 0.9 @ 240 V AC	**Working Temp.**	Ambient max. 50 °C
Projection Angle	110°	**Housing Material**	Aluminium profile & frosted cover
Motion Sensor	PIR · 60° @ 5 m height	**Daylight Sensor**	Infrared · 0 – 2,000 lux
Control	ZigBee wireless mesh · remote	**Dimming**	3-level (on / off & dimming)
Sizes	4′ × 2′ · 2′ × 2′	**Warranty**	2 years

MODELS

60 W / 40 W · 6500 K / 4000 K / 3000 K · with sensor · lumens ± 5 %

PART NO.	WATTAGE	COLOUR TEMP.	LUMENS	LM / W	INPUT (AC)	SIZE (L × W × H)	WEIGHT
SPD7500C-I	60 W	6500 K (Cool)	7,500	125	240 V @ 277 mA	1215 × 605 × 35	3,700 g
SPD7500N-I	60 W	4000 K (Neutral)	7,500	125	240 V @ 277 mA	1215 × 605 × 35	3,700 g
SPD7500W-I	60 W	3000 K (Warm)	6,900	115	240 V @ 277 mA	1215 × 605 × 35	3,700 g
SPD7500C-M	60 W	6500 K (Cool)	7,500	125	240 V @ 277 mA	1195 × 595 × 35	3,700 g
SPD7500N-M	60 W	4000 K (Neutral)	7,500	125	240 V @ 277 mA	1195 × 595 × 35	3,700 g
SPD7500W-M	60 W	3000 K (Warm)	6,900	115	240 V @ 277 mA	1195 × 595 × 35	3,700 g
SPD5000C-I	40 W	6500 K (Cool)	5,000	125	240 V @ 166 mA	610 × 610 × 35	1,900 g
SPD5000N-I	40 W	4000 K (Neutral)	5,000	125	240 V @ 166 mA	610 × 610 × 35	1,900 g
SPD5000W-I	40 W	3000 K (Warm)	4,650	115	240 V @ 166 mA	610 × 610 × 35	1,900 g
SPD5000C-M	40 W	6500 K (Cool)	5,000	125	240 V @ 166 mA	595 × 595 × 35	1,900 g
SPD5000N-M	40 W	4000 K (Neutral)	5,000	125	240 V @ 166 mA	595 × 595 × 35	1,900 g
SPD5000W-M	40 W	3000 K (Warm)	4,650	115	240 V @ 166 mA	595 × 595 × 35	1,900 g

** ± 10 % Lux accuracy · Test environment @ 25 °C · Specifications subject to change without prior notice · Product images for illustration only.*

DIMENSIONAL DRAWINGS Plan and side views · drawn to the same scale · unit: mm

4′ × 2′ SPD7500 · 60 W · -M metric / -I imperial



-M 1195 × 595 × 35 · inner frame 1175 × 575 3,700 g
-I 1215 × 605 × 35 · inner frame 1190 × 580 3,700 g

2′ × 2′ SPD5000 · 40 W · -M metric / -I imperial

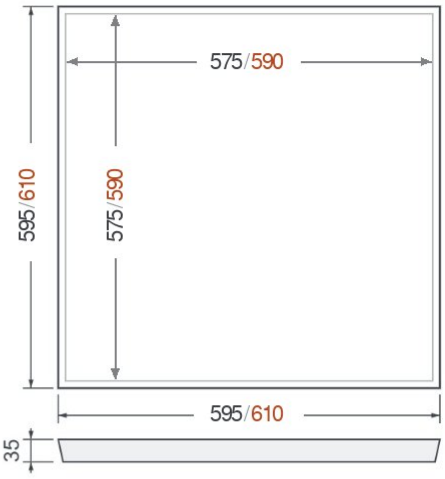

-M 595 × 595 × 35 · inner frame 575 × 575 1,900 g
-I 610 × 610 × 35 · inner frame 590 × 590 1,900 g

SMART CONTROL FEATURES 4′ × 2′ and 2′ × 2′ models

- **ZigBee Mesh Network Control**
- **PIR Motion Sensor**
- **Infrared Daylight Sensor (0 – 2,000 lux)**
- **Easy Remote Control**
- **Zoning & Grouping Control**
- **3-Level Control (On / Off & Dimming)**

HOW THE SENSOR WORKS PIR motion detection · lights grouped by zone

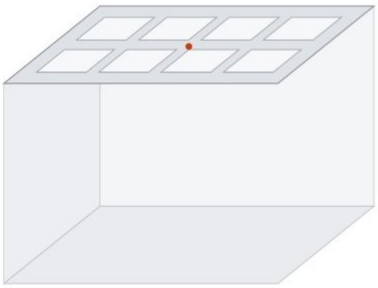

A No motion detected

All lights are OFF.

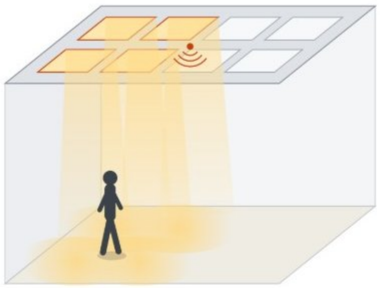

B Motion detected

The selected group of lights is triggered ON.

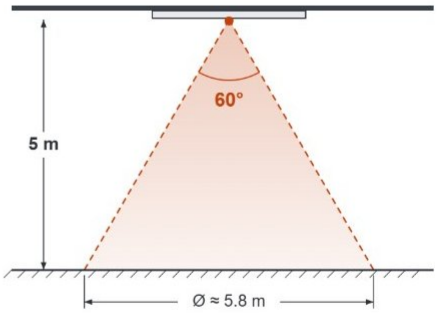

C Sensing angle

60° detection cone at 5 m mounting height.

INSTALLATION METHODS Four mounting options · accessories on request

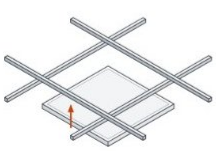

01 Grid Ceiling

Lays into 595 / 605 mm T-bar grid

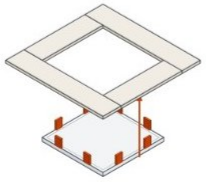

02 Plaster Ceiling

Recessed in cut-out with spring clips

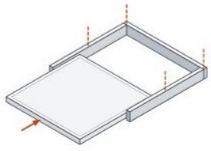

03 Surface Mounting

Frame fixed to ceiling, panel slides in

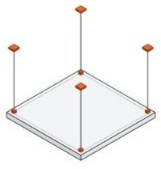

04 Suspension Mounting

Hung on 4 steel wire suspension kits

** All dimensions in mm · Weights ± 5 % · ± 10 % Lux accuracy · Test environment @ 25 °C · Specifications subject to change without prior notice.*

PACKAGING SIZE Outer carton · drawn to the same scale · unit: mm

PD 2×4 4 pcs / carton · 17 kg



PD 2×2 5 pcs / carton · 11 kg

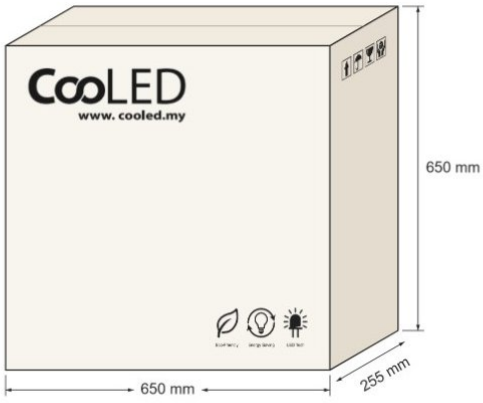

CARTON DIMENSIONS & WEIGHTS Outer carton · unit: mm / kg

ITEM	SIZE	QTY	L	W	H	NETT WT.	M³
SPD 2×4	4′ × 2′	4	1,250	225	660	**17 kg**	0.186
SPD 2×2	2′ × 2′	5	650	255	650	**11 kg**	0.108

PALLET LOADING Block pallet 1,200 × 1,100 mm · max load height 1,700 mm

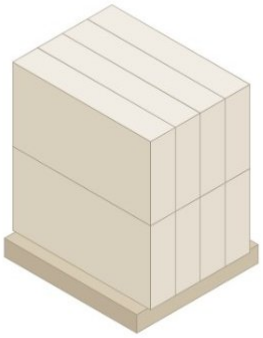

SPD 2×4

carton 1,250 × 225 × 660 mm · 4 pcs

32 pcs / pallet

8 CTNS · 4 PER LAYER × 2 LAYERS

Load footprint	**1,250 × 900 mm**	Nett weight	**136 kg**
Stack height	**1,320 mm**	Volume	**1.49 m³**
With pallet	**1,465 mm**		

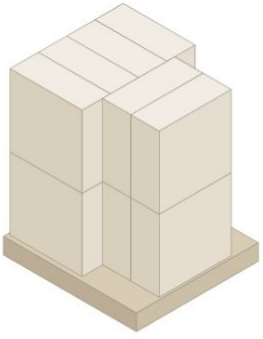

SPD 2×2

carton 650 × 255 × 650 mm · 5 pcs

60 pcs / pallet

12 CTNS · 6 PER LAYER × 2 LAYERS

Load footprint	**1,160 × 1,020 mm**	Nett weight	**132 kg**
Stack height	**1,300 mm**	Volume	**1.29 m³**
With pallet	**1,445 mm**		

** Pallet plans assume a 145 mm block pallet 1,200 × 1,100 mm, cartons standing on edge and stretch-wrapped · Carton dimensions and weights ± 5 %*

SMART CONTROL **ZB-ZERC-C01 Infrared Smart Remote** MODEL · ZB-ZERC-C01

CooLED Smart Remote

An infrared remote control for the CooLED smart lighting range. Group, dim and switch luminaires on site, with no gateway needed.



FEATURES

- Easy grouping without a gateway
- Zoning & grouping, dimming control, on / off
- Infrared remote control with digital display
- Lock password settings
- Standby current <10 μA
- Control distance up to 15 m

15 m RANGE | **<10 μA** STANDBY | **2× AAA** BATTERY | **5 yrs** WARRANTY

PRODUCT DATA

Model	ZB-ZERC-C01
Standby Current	<10 μA
Battery Type	AAA battery (×2)
Control Range	15 m
Control Angle	<10°
Operating Temp.	-20 °C ~ 35 °C
Size	127 × 56 × 16 mm

DIMENSION Unit: mm

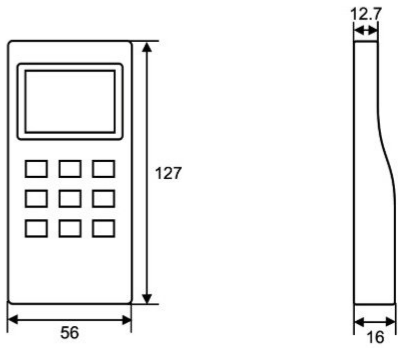

KEY FUNCTION INTRODUCTION

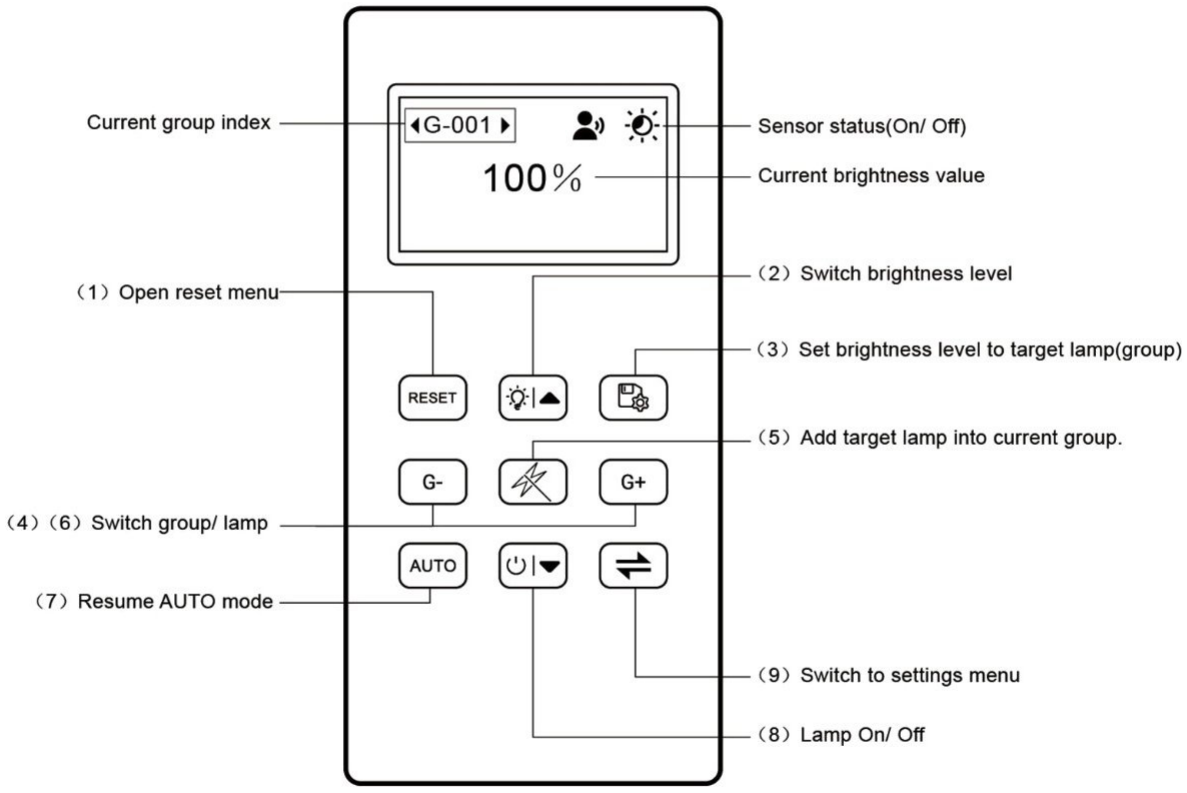

Specifications subject to change without prior notice · Product images for illustration only.